

Maplewood Square

Maplewood, MO

Demographic Summary Report

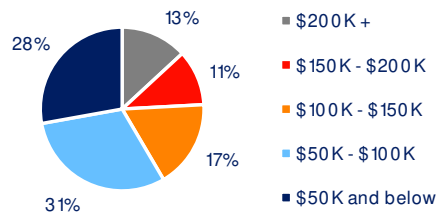
2020 Census, 2024 Estimates & 2029 Projections
Source: Synergos Technologies, Inc

Current Year Demographics	1-Mile Radius	3-Mile Radius	5-Mile Radius	10-Min Drive
Current Population	14,611	130,573	371,184	326,083
Total Daytime Population	15,497	236,806	518,835	528,193
Workplace Population	8,985	104,354	235,846	258,486
Average Household Income	\$90,636	\$122,937	\$113,145	\$119,734
Median Household Income	\$68,376	\$83,412	\$74,801	\$79,546
Total Households	7,560	61,671	171,327	153,434
Median Home Value	\$276,025	\$324,966	\$294,455	\$337,480
College (4+)	54.8%	61.5%	53.5%	58.7%
Total Consumer Spending/Capita (Weekly)	\$432	\$447	\$440	\$442
% of Households with Children	20.8%	20.0%	20.3%	19.7%

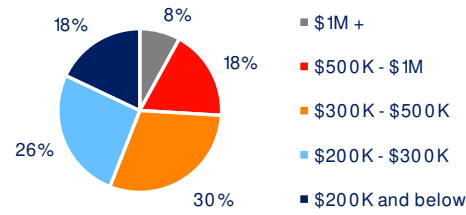
2029 Demographic Projections

Projected Population	14,447	127,897	361,082	318,323
Projected Annual Growth Rate	-0.2%	-0.4%	-0.6%	-0.5%
Projected Total Growth Rate (5-Yr)	-1.1%	-2.0%	-2.7%	-2.4%

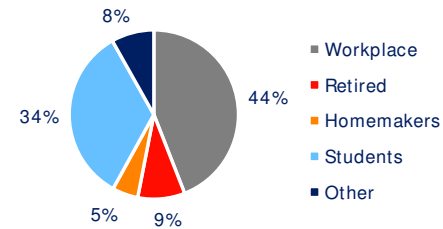
3-Mile Radius Section Detail



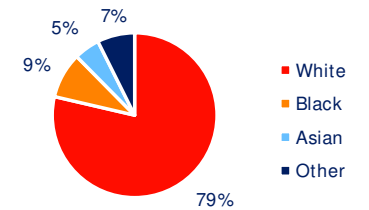
Household Income



Home Value



Daytime Population



Hispanic Origin: 3.7%
Race