

Marco Town Center

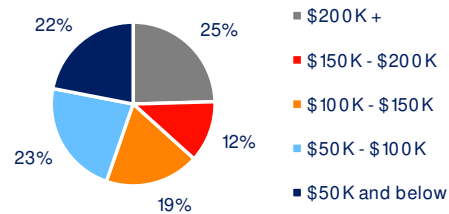
Marco Island, FL

Demographic Summary Report

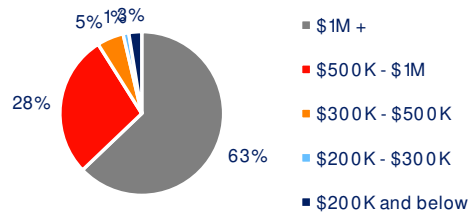
2020 Census, 2024 Estimates & 2029 Projections
Source: Synergos Technologies, Inc

Current Year Demographics	1-Mile Radius	3-Mile Radius	5-Mile Radius	10-Min Drive
Current Population	4,460	16,075	18,737	20,435
Total Daytime Population	7,909	19,264	22,067	23,531
Workplace Population	3,787	6,749	7,263	7,402
Average Household Income	\$171,148	\$175,640	\$176,621	\$171,021
Median Household Income	\$120,580	\$113,054	\$113,756	\$111,644
Total Households	2,180	8,101	9,488	10,304
Median Home Value	\$1,021,109	\$969,874	\$949,367	\$888,839
College (4+)	41.2%	46.3%	46.8%	45.4%
Total Consumer Spending/Capita (Weekly)	\$504	\$500	\$501	\$503
% of Households with Children	11.9%	7.2%	6.6%	6.6%
2029 Demographic Projections				
Projected Population	4,342	15,630	18,409	20,540
Projected Annual Growth Rate	-0.5%	-0.6%	-0.4%	0.1%
Projected Total Growth Rate (5-Yr)	-2.7%	-2.8%	-1.8%	0.5%

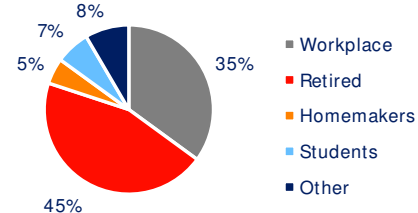
3-Mile Radius Section Detail



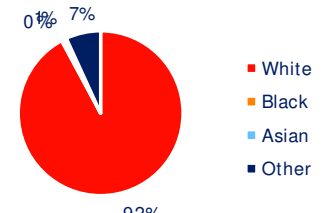
Household Income



Home Value



Daytime Population



Hispanic Origin: 7.3%
Race

BRIXMOR®