

# Market Plaza

Plano, TX

## Demographic Summary Report

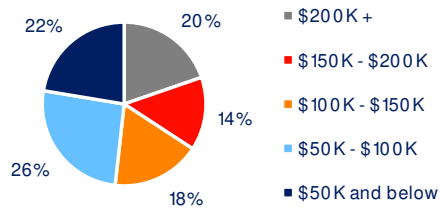
2020 Census, 2024 Estimates & 2029 Projections  
Source: Synergos Technologies, Inc

Current Year Demographics	1-Mile Radius	3-Mile Radius	5-Mile Radius	10-Min Drive
Current Population	11,238	126,058	370,337	275,829
Total Daytime Population	37,373	180,710	529,117	412,326
Workplace Population	9,506	77,243	295,371	224,932
Average Household Income	\$108,110	\$145,537	\$132,573	\$138,521
Median Household Income	\$78,789	\$104,649	\$91,898	\$95,236
Total Households	5,304	51,338	159,743	118,785
Median Home Value	\$458,328	\$557,075	\$530,145	\$555,546
College (4+)	62.0%	62.6%	55.6%	58.2%
Total Consumer Spending/Capita (Weekly)	\$437	\$468	\$457	\$451
% of Households with Children	15.2%	25.1%	24.7%	24.4%

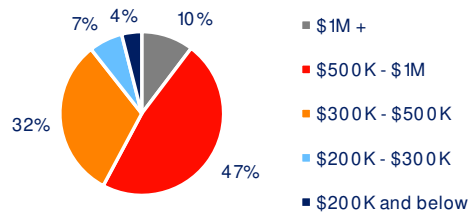
### 2029 Demographic Projections

Projected Population	11,017	121,956	361,672	267,076
Projected Annual Growth Rate	-0.4%	-0.7%	-0.5%	-0.6%
Projected Total Growth Rate (5-Yr)	-2.0%	-3.3%	-2.3%	-3.2%

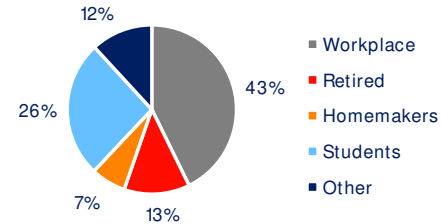
### 3-Mile Radius Section Detail



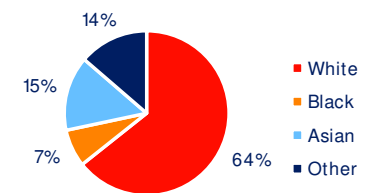
Household Income



Home Value



Daytime Population



Hispanic Origin: 13.4%  
Race