

Marketplace @42

Savage, MN

Demographic Summary Report

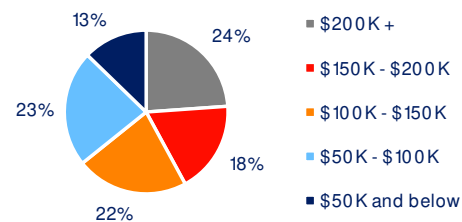
2020 Census, 2024 Estimates & 2029 Projections
Source: Synergos Technologies, Inc

Current Year Demographics	1-Mile Radius	3-Mile Radius	5-Mile Radius	10-Min Drive
Current Population	9,436	51,876	121,408	81,945
Total Daytime Population	7,037	45,185	102,942	72,307
Workplace Population	2,292	14,878	40,713	27,486
Average Household Income	\$163,070	\$156,829	\$142,905	\$152,461
Median Household Income	\$126,610	\$132,035	\$114,496	\$122,307
Total Households	3,345	17,684	44,715	29,290
Median Home Value	\$499,033	\$446,284	\$424,523	\$435,947
College (4+)	59.6%	51.1%	47.3%	49.3%
Total Consumer Spending/Capita (Weekly)	\$540	\$536	\$525	\$539
% of Households with Children	38.3%	38.1%	33.0%	36.5%

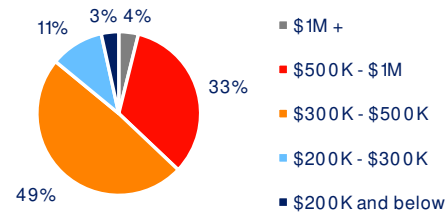
2029 Demographic Projections

Projected Population	10,180	55,780	127,260	86,760
Projected Annual Growth Rate	1.5%	1.5%	0.9%	1.1%
Projected Total Growth Rate (5-Yr)	7.9%	7.5%	4.8%	5.9%

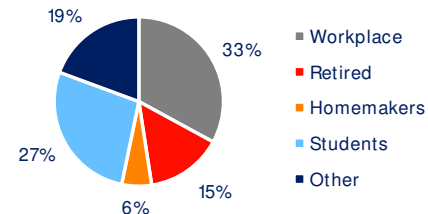
3-Mile Radius Section Detail



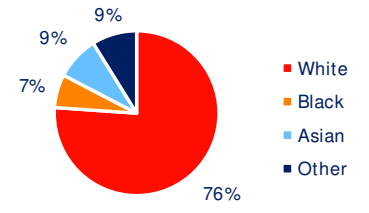
Household Income



Home Value



Daytime Population



Hispanic Origin: 6%
Race

BRIXMOR