

Marlton Crossing

Marlton, NJ

Demographic Summary Report

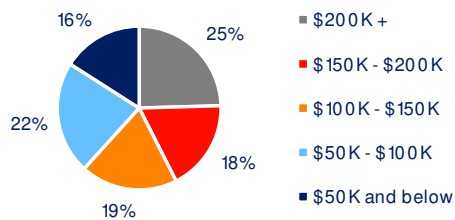
2020 Census, 2024 Estimates & 2029 Projections
Source: Synergos Technologies, Inc

Current Year Demographics	1-Mile Radius	3-Mile Radius	5-Mile Radius	10-Min Drive
Current Population	11,372	74,671	171,898	122,971
Total Daytime Population	16,285	94,685	205,844	157,374
Workplace Population	9,881	49,174	102,168	83,370
Average Household Income	\$128,489	\$163,012	\$159,114	\$162,972
Median Household Income	\$102,503	\$127,614	\$120,355	\$124,517
Total Households	4,665	28,813	67,408	47,745
Median Home Value	\$492,796	\$533,545	\$521,480	\$533,338
College (4+)	53.2%	58.1%	56.1%	57.0%
Total Consumer Spending/Capita (Weekly)	\$519	\$536	\$531	\$534
% of Households with Children	26.7%	29.6%	28.4%	28.4%

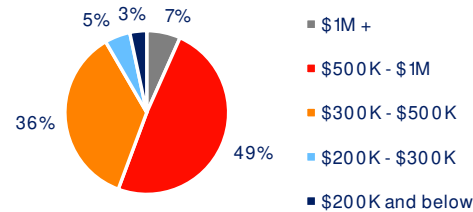
2029 Demographic Projections

Projected Population	11,913	76,518	175,358	125,585
Projected Annual Growth Rate	0.9%	0.5%	0.4%	0.4%
Projected Total Growth Rate (5-Yr)	4.8%	2.5%	2.0%	2.1%

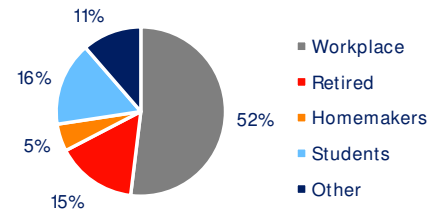
3-Mile Radius Section Detail



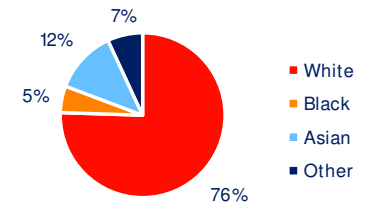
Household Income



Home Value



Daytime Population



Hispanic Origin: 5.2%
Race