

Martin Downs Town Center

Palm City, FL

Demographic Summary Report

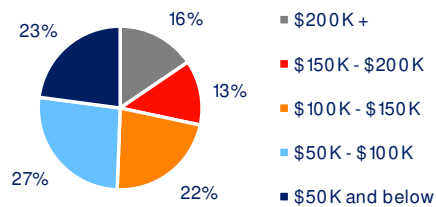
2020 Census, 2024 Estimates & 2029 Projections
Source: Synergos Technologies, Inc

Current Year Demographics	1-Mile Radius	3-Mile Radius	5-Mile Radius	10-Min Drive
Current Population	8,014	35,328	86,696	53,483
Total Daytime Population	9,166	39,389	104,201	69,691
Workplace Population	2,666	16,276	45,542	31,158
Average Household Income	\$111,596	\$140,146	\$125,199	\$130,171
Median Household Income	\$93,960	\$101,314	\$89,808	\$93,451
Total Households	3,632	15,281	36,746	22,683
Median Home Value	\$535,708	\$598,958	\$525,760	\$566,918
College (4+)	46.3%	44.6%	36.4%	40.0%
Total Consumer Spending/Capita (Weekly)	\$487	\$496	\$482	\$497
% of Households with Children	23.8%	19.5%	19.6%	19.5%

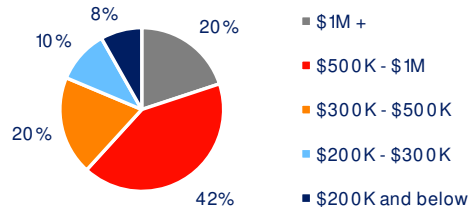
2029 Demographic Projections

Projected Population	8,163	36,946	93,310	56,781
Projected Annual Growth Rate	0.4%	0.9%	1.5%	1.2%
Projected Total Growth Rate (5-Yr)	1.9%	4.6%	7.6%	6.2%

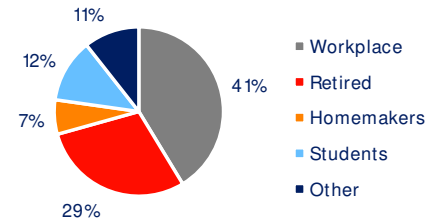
3-Mile Radius Section Detail



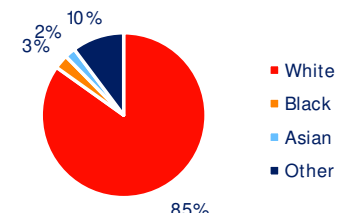
Household Income



Home Value



Daytime Population



Hispanic Origin: 9.9%
Race

BRIXMOR®