

Martin Downs Village Shoppes

Palm City, FL

Demographic Summary Report

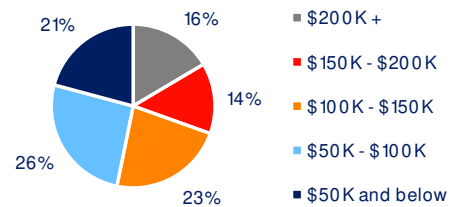
2020 Census, 2024 Estimates & 2029 Projections
Source: Synergos Technologies, Inc

Current Year Demographics	1-Mile Radius	3-Mile Radius	5-Mile Radius	10-Min Drive
Current Population	7,460	32,128	81,598	55,489
Total Daytime Population	8,489	31,097	98,751	65,044
Workplace Population	2,653	10,625	43,045	27,192
Average Household Income	\$116,290	\$147,245	\$127,147	\$132,150
Median Household Income	\$98,694	\$107,281	\$91,279	\$95,197
Total Households	3,303	13,780	34,415	23,349
Median Home Value	\$555,328	\$631,866	\$531,725	\$569,670
College (4+)	45.3%	46.0%	37.0%	39.6%
Total Consumer Spending/Capita (Weekly)	\$490	\$500	\$483	\$496
% of Households with Children	23.4%	20.2%	20.2%	19.7%

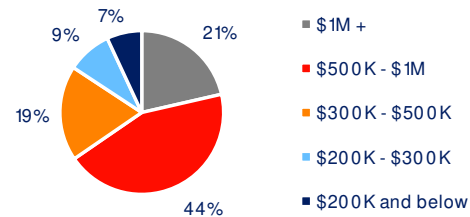
2029 Demographic Projections

Projected Population	7,610	33,355	88,213	59,363
Projected Annual Growth Rate	0.4%	0.8%	1.6%	1.4%
Projected Total Growth Rate (5-Yr)	2.0%	3.8%	8.1%	7.0%

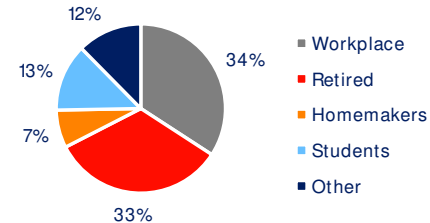
3-Mile Radius Section Detail



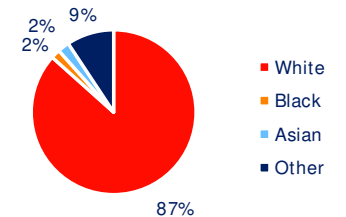
Household Income



Home Value



Daytime Population



Hispanic Origin: 8.6%
Race

BRIXMOR