

# McMullen Creek Market

Charlotte, NC

## Demographic Summary Report

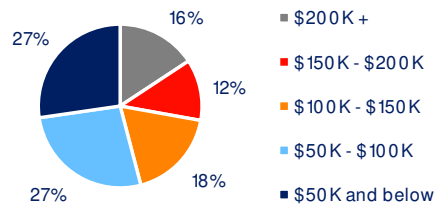
2020 Census, 2024 Estimates & 2029 Projections  
Source: Synergos Technologies, Inc

Current Year Demographics	1-Mile Radius	3-Mile Radius	5-Mile Radius	10-Min Drive
Current Population	12,309	74,120	207,571	173,582
Total Daytime Population	15,517	76,040	231,832	192,212
Workplace Population	10,100	35,239	102,385	92,218
Average Household Income	\$101,112	\$135,093	\$150,098	\$136,960
Median Household Income	\$70,782	\$90,360	\$104,801	\$95,148
Total Households	5,584	31,818	84,126	70,762
Median Home Value	\$415,909	\$529,311	\$584,908	\$536,510
College (4+)	46.3%	53.8%	57.4%	53.8%
Total Consumer Spending/Capita (Weekly)	\$424	\$441	\$448	\$434
% of Households with Children	31.8%	29.5%	32.2%	32.7%

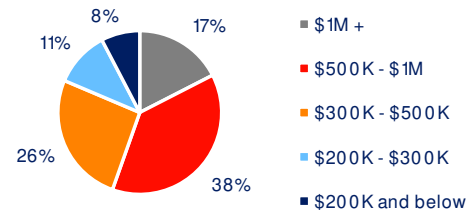
### 2029 Demographic Projections

Projected Population	11,804	73,804	212,737	179,698
Projected Annual Growth Rate	-0.8%	-0.1%	0.5%	0.7%
Projected Total Growth Rate (5-Yr)	-4.1%	-0.4%	2.5%	3.5%

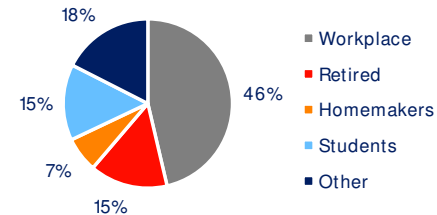
### 3-Mile Radius Section Detail



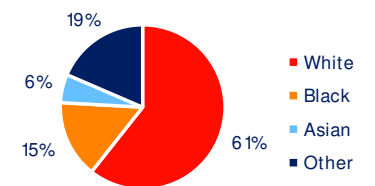
Household Income



Home Value



Daytime Population



Hispanic Origin: 17.7%  
Race

**BRIXMOR®**