

Memphis Commons

Memphis, TN

Demographic Summary Report

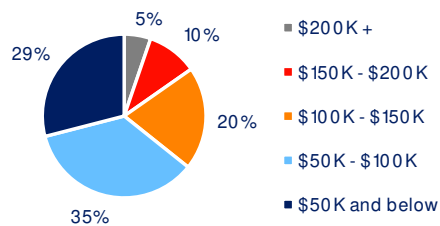
2020 Census, 2024 Estimates & 2029 Projections
Source: Synergos Technologies, Inc

Current Year Demographics	1-Mile Radius	3-Mile Radius	5-Mile Radius	10-Min Drive
Current Population	6,295	66,601	168,032	134,614
Total Daytime Population	13,307	64,903	144,072	126,967
Workplace Population	8,320	30,022	54,794	52,455
Average Household Income	\$93,688	\$93,586	\$95,747	\$93,099
Median Household Income	\$78,347	\$74,284	\$77,339	\$73,982
Total Households	2,478	25,806	64,165	51,279
Median Home Value	\$236,452	\$287,727	\$285,309	\$277,674
College (4+)	34.1%	36.5%	36.1%	34.7%
Total Consumer Spending/Capita (Weekly)	\$401	\$401	\$403	\$396
% of Households with Children	24.5%	28.4%	28.4%	28.8%

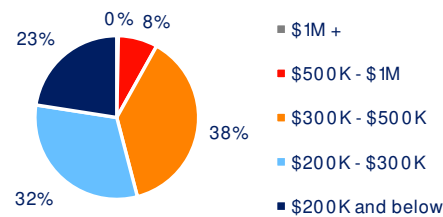
2029 Demographic Projections

Projected Population	6,290	66,639	169,072	135,176
Projected Annual Growth Rate	0.0%	0.0%	0.1%	0.1%
Projected Total Growth Rate (5-Yr)	-0.1%	0.1%	0.6%	0.4%

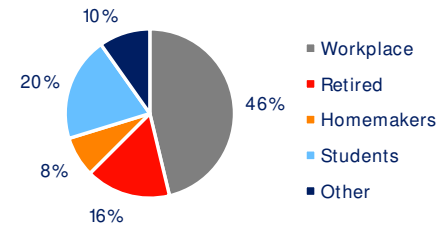
3-Mile Radius Section Detail



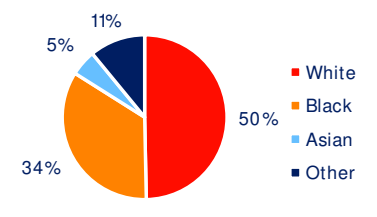
Household Income



Home Value



Daytime Population



Race
Hispanic Origin: 10.3%

BRIXMOR