

# Mequon Pavilions

Mequon, WI

## Demographic Summary Report

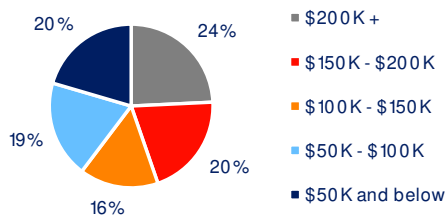
2020 Census, 2024 Estimates & 2029 Projections  
Source: Synergos Technologies, Inc

Current Year Demographics	1-Mile Radius	3-Mile Radius	5-Mile Radius	10-Min Drive
Current Population	3,934	22,719	58,455	68,475
Total Daytime Population	7,866	24,564	66,538	90,276
Workplace Population	4,802	11,138	28,007	35,270
Average Household Income	\$211,020	\$184,212	\$156,102	\$163,804
Median Household Income	\$147,281	\$132,038	\$105,723	\$113,531
Total Households	1,546	9,311	24,188	27,891
Median Home Value	\$613,126	\$564,727	\$441,936	\$463,609
College (4+)	71.9%	69.0%	59.2%	63.6%
Total Consumer Spending/Capita (Weekly)	\$497	\$486	\$470	\$492
% of Households with Children	30.0%	26.9%	26.6%	27.1%

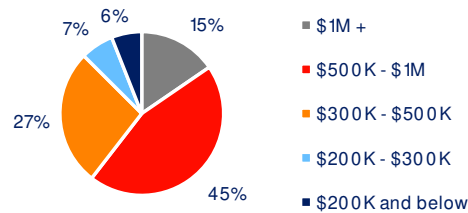
### 2029 Demographic Projections

Projected Population	3,949	22,933	58,868	69,326
Projected Annual Growth Rate	0.1%	0.2%	0.1%	0.2%
Projected Total Growth Rate (5-Yr)	0.4%	0.9%	0.7%	1.2%

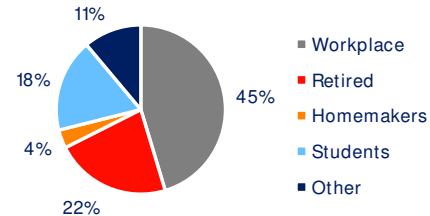
### 3-Mile Radius Section Detail



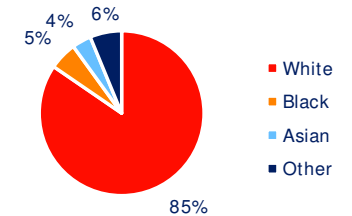
Household Income



Home Value



Daytime Population



Race  
Hispanic Origin: 3.7%