

Merchants Park

Houston, TX

Demographic Summary Report

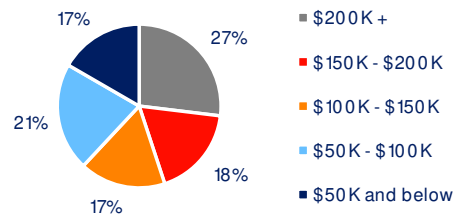
2020 Census, 2024 Estimates & 2029 Projections
Source: Synergos Technologies, Inc

Current Year Demographics	1-Mile Radius	3-Mile Radius	5-Mile Radius	10-Min Drive
Current Population	22,216	165,929	456,480	377,630
Total Daytime Population	17,968	155,067	673,833	582,011
Workplace Population	8,783	71,395	324,866	282,694
Average Household Income	\$218,346	\$186,847	\$161,654	\$164,537
Median Household Income	\$167,805	\$133,109	\$104,492	\$107,429
Total Households	10,772	80,836	210,247	174,604
Median Home Value	\$655,090	\$606,992	\$499,230	\$519,724
College (4+)	78.5%	67.2%	56.3%	57.2%
Total Consumer Spending/Capita (Weekly)	\$473	\$460	\$443	\$470
% of Households with Children	20.5%	18.5%	18.0%	17.7%

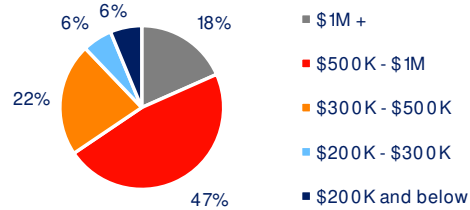
2029 Demographic Projections

Projected Population	26,850	193,030	499,533	416,928
Projected Annual Growth Rate	3.9%	3.1%	1.8%	2.0%
Projected Total Growth Rate (5-Yr)	20.9%	16.3%	9.4%	10.4%

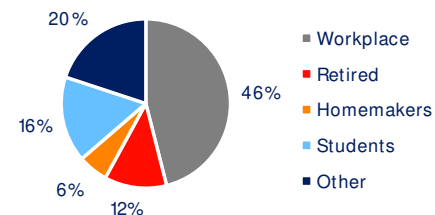
3-Mile Radius Section Detail



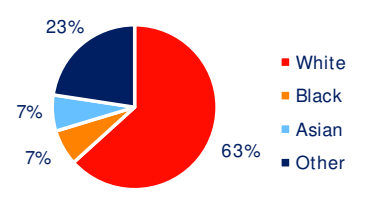
Household Income



Home Value



Daytime Population



Hispanic Origin: 27.8%
Race

BRIXMOR®