

# Meridian Village

Carmel, IN

## Demographic Summary Report

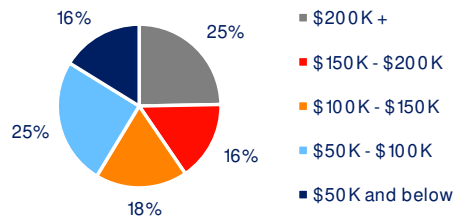
2020 Census, 2024 Estimates & 2029 Projections  
Source: Synergos Technologies, Inc

Current Year Demographics	1-Mile Radius	3-Mile Radius	5-Mile Radius	10-Min Drive
Current Population	10,480	72,860	165,684	141,254
Total Daytime Population	15,134	79,799	174,997	158,871
Workplace Population	8,297	39,288	77,815	73,270
Average Household Income	\$123,353	\$171,173	\$168,776	\$167,122
Median Household Income	\$89,294	\$121,715	\$124,774	\$122,231
Total Households	4,840	28,267	62,868	54,424
Median Home Value	\$410,478	\$494,751	\$496,965	\$489,732
College (4+)	65.2%	69.0%	66.6%	66.8%
Total Consumer Spending/Capita (Weekly)	\$426	\$451	\$450	\$443
% of Households with Children	24.4%	33.6%	34.5%	33.5%

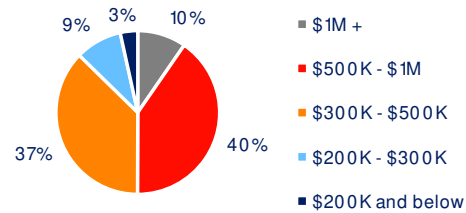
### 2029 Demographic Projections

Projected Population	10,497	77,229	182,876	155,205
Projected Annual Growth Rate	0.0%	1.2%	2.0%	1.9%
Projected Total Growth Rate (5-Yr)	0.2%	6.0%	10.4%	9.9%

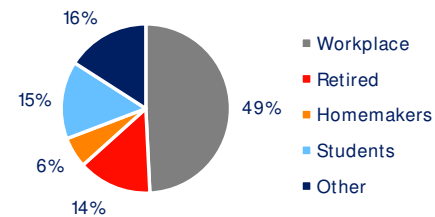
### 3-Mile Radius Section Detail



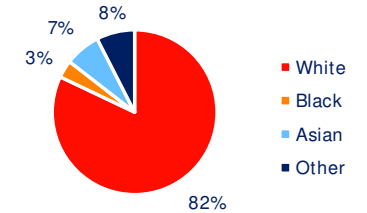
Household Income



Home Value



Daytime Population



Hispanic Origin: 5%  
Race

**BRIXMOR**