

Metro 580

Pleasanton, CA

Demographic Summary Report

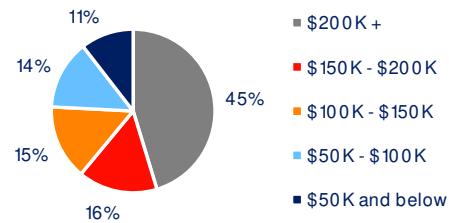
2020 Census, 2024 Estimates & 2029 Projections
Source: Synergos Technologies, Inc

Current Year Demographics	1-Mile Radius	3-Mile Radius	5-Mile Radius	10-Min Drive
Current Population	21,333	120,240	197,178	224,654
Total Daytime Population	29,859	156,696	230,775	262,567
Workplace Population	17,999	75,607	93,846	112,448
Average Household Income	\$198,960	\$226,043	\$234,935	\$223,597
Median Household Income	\$165,276	\$182,757	\$190,972	\$180,186
Total Households	7,218	41,232	66,581	76,850
Median Home Value	\$1,385,615	\$1,519,201	\$1,530,969	\$1,486,512
College (4+)	67.6%	67.6%	68.0%	64.3%
Total Consumer Spending/Capita (Weekly)	\$568	\$592	\$596	\$590
% of Households with Children	41.9%	41.2%	41.8%	39.9%

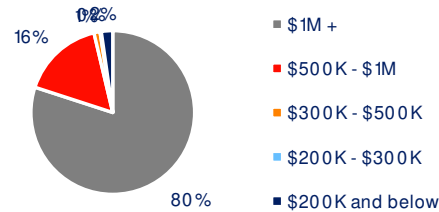
2029 Demographic Projections

Projected Population	21,338	120,738	199,507	226,931
Projected Annual Growth Rate	0.0%	0.1%	0.2%	0.2%
Projected Total Growth Rate (5-Yr)	0.0%	0.4%	1.2%	1.0%

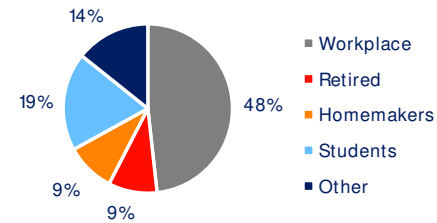
3-Mile Radius Section Detail



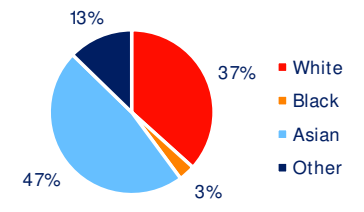
Household Income



Home Value



Daytime Population



Race
Hispanic Origin: 10.9%

BRIXMOR®