

Middletown Plaza

Middletown, NJ

Demographic Summary Report

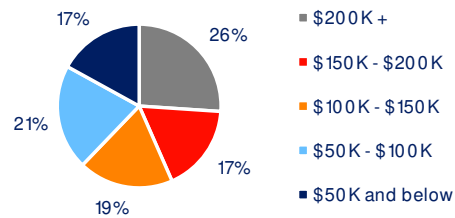
2020 Census, 2024 Estimates & 2029 Projections
Source: Synergos Technologies, Inc

Current Year Demographics	1-Mile Radius	3-Mile Radius	5-Mile Radius	10-Min Drive
Current Population	6,117	62,449	140,593	114,342
Total Daytime Population	6,574	56,019	150,903	110,562
Workplace Population	3,105	19,645	51,091	43,450
Average Household Income	\$158,233	\$169,901	\$170,201	\$157,095
Median Household Income	\$123,889	\$130,499	\$124,613	\$118,213
Total Households	2,148	22,587	52,052	42,688
Median Home Value	\$732,889	\$674,143	\$662,648	\$631,083
College (4+)	51.3%	44.9%	45.6%	42.1%
Total Consumer Spending/Capita (Weekly)	\$589	\$594	\$590	\$592
% of Households with Children	32.1%	31.3%	29.1%	28.1%

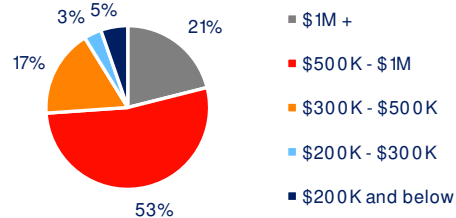
2029 Demographic Projections

Projected Population	6,139	63,176	142,964	116,422
Projected Annual Growth Rate	0.1%	0.2%	0.3%	0.4%
Projected Total Growth Rate (5-Yr)	0.4%	1.2%	1.7%	1.8%

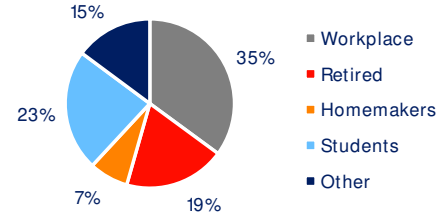
3-Mile Radius Section Detail



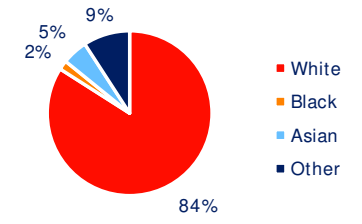
Household Income



Home Value



Daytime Population



Race

BRIXMOR