

Milestone Plaza

Greenville, SC

Demographic Summary Report

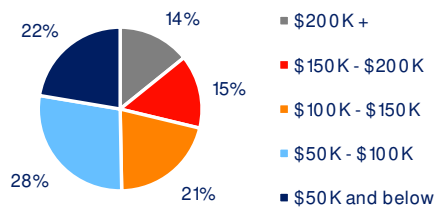
2020 Census, 2024 Estimates & 2029 Projections
Source: Synergos Technologies, Inc

Current Year Demographics	1-Mile Radius	3-Mile Radius	5-Mile Radius	10-Min Drive
Current Population	7,372	57,426	150,949	124,606
Total Daytime Population	9,046	67,551	175,232	157,563
Workplace Population	5,984	33,892	86,155	82,226
Average Household Income	\$135,104	\$129,718	\$118,290	\$119,385
Median Household Income	\$91,471	\$99,310	\$88,514	\$88,711
Total Households	3,309	23,306	62,418	52,438
Median Home Value	\$481,098	\$482,063	\$414,767	\$431,462
College (4+)	49.8%	56.2%	51.5%	53.2%
Total Consumer Spending/Capita (Weekly)	\$436	\$442	\$434	\$440
% of Households with Children	23.5%	29.7%	29.1%	28.0%

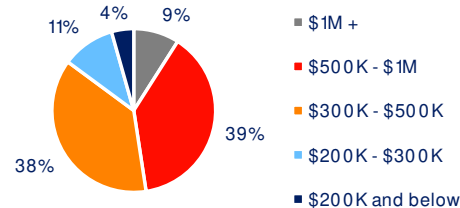
2029 Demographic Projections

Projected Population	7,109	56,830	153,768	128,967
Projected Annual Growth Rate	-0.7%	-0.2%	0.4%	0.7%
Projected Total Growth Rate (5-Yr)	-3.6%	-1.0%	1.9%	3.5%

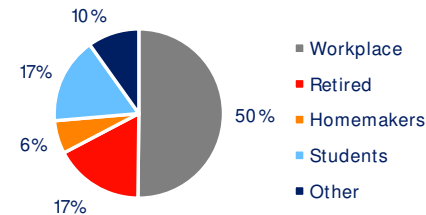
3-Mile Radius Section Detail



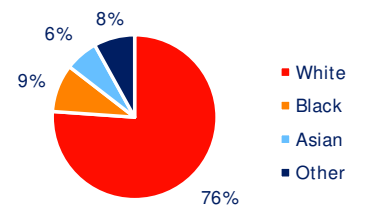
Household Income



Home Value



Daytime Population



Hispanic Origin: 6.7%
Race

BRIXMOR