

Miracle Mile Shopping Plaza

Toledo, OH

Demographic Summary Report

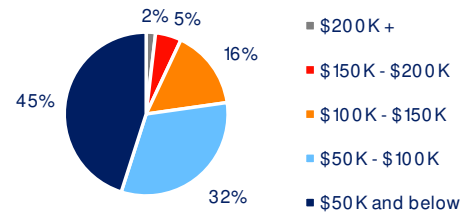
2020 Census, 2024 Estimates & 2029 Projections
Source: Synergos Technologies, Inc

Current Year Demographics	1-Mile Radius	3-Mile Radius	5-Mile Radius	10-Min Drive
Current Population	13,389	101,416	198,930	158,915
Total Daytime Population	10,258	80,450	234,197	202,175
Workplace Population	2,180	26,925	89,044	80,327
Average Household Income	\$67,184	\$69,337	\$73,522	\$72,139
Median Household Income	\$53,904	\$55,871	\$53,782	\$53,832
Total Households	5,649	44,219	84,579	68,294
Median Home Value	\$122,984	\$146,110	\$158,377	\$154,538
College (4+)	15.4%	22.3%	24.7%	24.3%
Total Consumer Spending/Capita (Weekly)	\$421	\$426	\$427	\$423
% of Households with Children	27.8%	26.4%	25.2%	25.6%

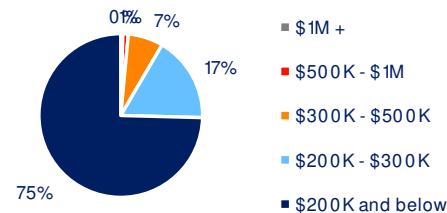
2029 Demographic Projections

Projected Population	13,069	99,397	196,222	156,150
Projected Annual Growth Rate	-0.5%	-0.4%	-0.3%	-0.4%
Projected Total Growth Rate (5-Yr)	-2.4%	-2.0%	-1.4%	-1.7%

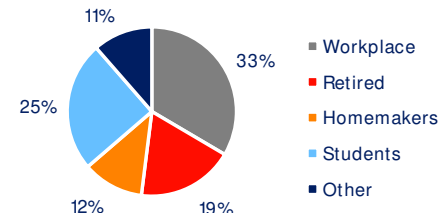
3-Mile Radius Section Detail



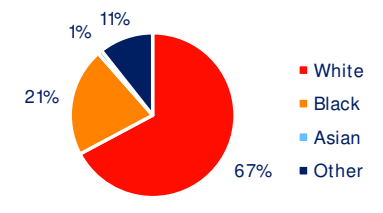
Household Income



Home Value



Daytime Population



Race
Hispanic Origin: 7.2%

