

# Monroe Plaza

Monroe, NY

## Demographic Summary Report

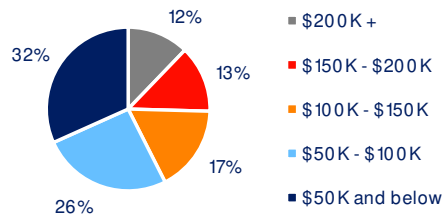
2020 Census, 2024 Estimates & 2029 Projections  
Source: Synergos Technologies, Inc

Current Year Demographics	1-Mile Radius	3-Mile Radius	5-Mile Radius	10-Min Drive
Current Population	6,304	65,931	89,437	83,472
Total Daytime Population	5,821	42,332	65,357	63,786
Workplace Population	2,686	10,141	18,897	19,166
Average Household Income	\$136,711	\$113,163	\$123,635	\$119,706
Median Household Income	\$115,075	\$81,899	\$94,671	\$91,128
Total Households	1,951	15,933	23,719	21,972
Median Home Value	\$494,026	\$601,523	\$567,631	\$567,696
College (4+)	36.9%	27.9%	31.4%	30.6%
Total Consumer Spending/Capita (Weekly)	\$536	\$496	\$511	\$484
% of Households with Children	28.7%	55.2%	48.5%	49.4%

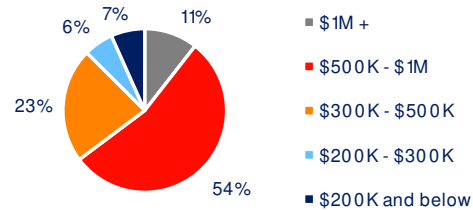
### 2029 Demographic Projections

Projected Population	6,878	72,697	96,682	90,448
Projected Annual Growth Rate	1.8%	2.0%	1.6%	1.6%
Projected Total Growth Rate (5-Yr)	9.1%	10.3%	8.1%	8.4%

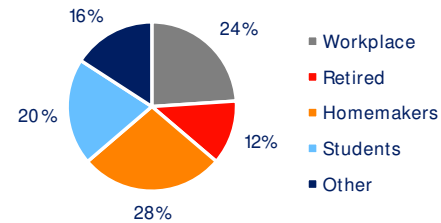
### 3-Mile Radius Section Detail



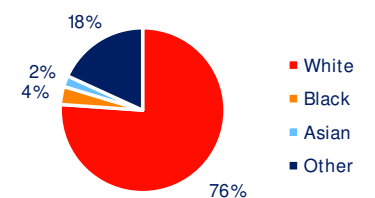
Household Income



Home Value



Daytime Population



Hispanic Origin: 11.7%  
Race

**BRIXMOR®**