

Moorland Square Shopping Ctr

New Berlin, WI

Demographic Summary Report

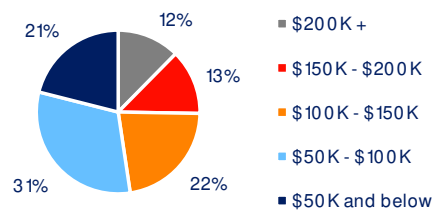
2020 Census, 2024 Estimates & 2029 Projections
Source: Synergos Technologies, Inc

Current Year Demographics	1-Mile Radius	3-Mile Radius	5-Mile Radius	10-Min Drive
Current Population	6,527	44,943	145,648	73,379
Total Daytime Population	9,021	50,550	158,802	83,586
Workplace Population	5,930	26,600	78,149	42,067
Average Household Income	\$113,230	\$121,339	\$112,519	\$117,407
Median Household Income	\$99,729	\$95,733	\$87,440	\$92,689
Total Households	2,896	19,105	63,403	31,524
Median Home Value	\$411,609	\$405,759	\$367,059	\$390,904
College (4+)	40.6%	45.4%	40.9%	43.4%
Total Consumer Spending/Capita (Weekly)	\$469	\$465	\$456	\$471
% of Households with Children	21.2%	23.9%	23.0%	23.5%

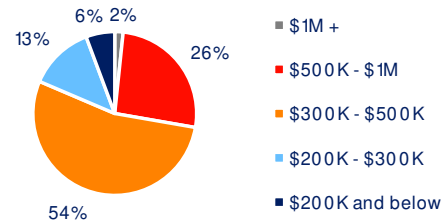
2029 Demographic Projections

Projected Population	6,480	44,914	146,715	73,801
Projected Annual Growth Rate	-0.1%	0.0%	0.1%	0.1%
Projected Total Growth Rate (5-Yr)	-0.7%	-0.1%	0.7%	0.6%

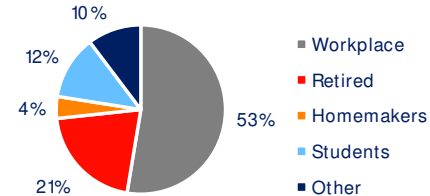
3-Mile Radius Section Detail



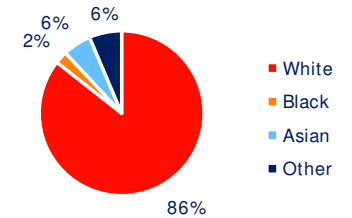
Household Income



Home Value



Daytime Population



Hispanic Origin: 5.5%
Race