

# Naples Plaza

Naples, FL

## Demographic Summary Report

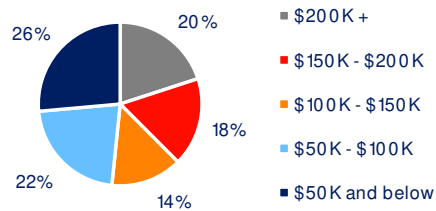
2020 Census, 2024 Estimates & 2029 Projections  
Source: Synergos Technologies, Inc

Current Year Demographics	1-Mile Radius	3-Mile Radius	5-Mile Radius	10-Min Drive
Current Population	6,397	34,213	91,541	63,374
Total Daytime Population	11,791	71,537	134,091	117,681
Workplace Population	6,129	40,455	66,071	64,709
Average Household Income	\$227,948	\$205,932	\$166,719	\$182,558
Median Household Income	\$129,714	\$104,776	\$91,308	\$95,376
Total Households	3,261	16,995	43,325	30,602
Median Home Value	\$891,002	\$710,452	\$635,682	\$649,463
College (4+)	58.0%	52.7%	46.3%	49.3%
Total Consumer Spending/Capita (Weekly)	\$503	\$488	\$479	\$493
% of Households with Children	8.8%	11.4%	14.5%	11.9%

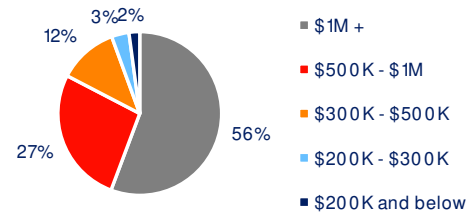
### 2029 Demographic Projections

Projected Population	6,108	32,831	90,009	61,614
Projected Annual Growth Rate	-0.9%	-0.8%	-0.3%	-0.6%
Projected Total Growth Rate (5-Yr)	-4.5%	-4.0%	-1.7%	-2.8%

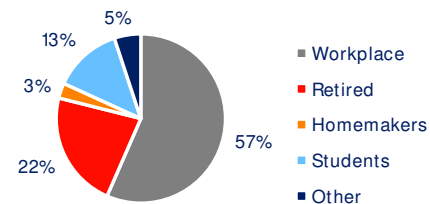
### 3-Mile Radius Section Detail



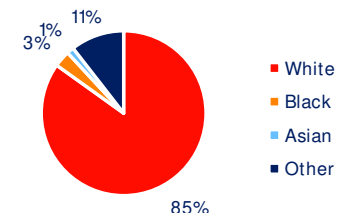
Household Income



Home Value



Daytime Population



Hispanic Origin: 12.7%  
Race

**BRIXMOR®**