

Nesconset Shopping Center

Port Jefferson Station, NY

Demographic Summary Report

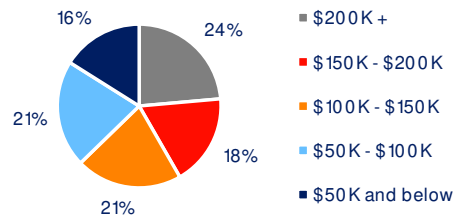
2020 Census, 2024 Estimates & 2029 Projections
Source: Synergos Technologies, Inc

Current Year Demographics	1-Mile Radius	3-Mile Radius	5-Mile Radius	10-Min Drive
Current Population	11,586	79,599	189,561	141,023
Total Daytime Population	11,869	73,910	230,794	139,906
Workplace Population	4,295	27,392	69,153	44,775
Average Household Income	\$135,127	\$160,439	\$156,244	\$158,080
Median Household Income	\$115,775	\$130,413	\$127,242	\$129,629
Total Households	4,163	28,172	63,115	47,717
Median Home Value	\$566,888	\$625,270	\$603,855	\$620,370
College (4+)	42.4%	45.2%	43.5%	43.7%
Total Consumer Spending/Capita (Weekly)	\$577	\$591	\$587	\$585
% of Households with Children	31.3%	28.5%	29.8%	29.6%

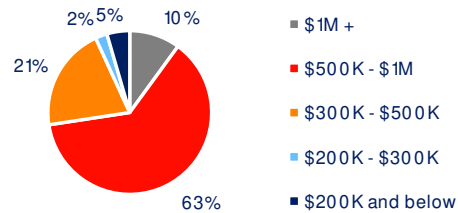
2029 Demographic Projections

Projected Population	11,875	81,236	191,221	142,753
Projected Annual Growth Rate	0.5%	0.4%	0.2%	0.2%
Projected Total Growth Rate (5-Yr)	2.5%	2.1%	0.9%	1.2%

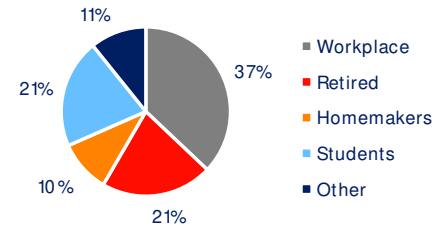
3-Mile Radius Section Detail



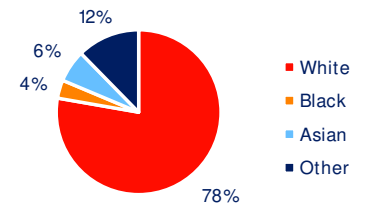
Household Income



Home Value



Daytime Population



Hispanic Origin: 14.6%
Race

BRIXMOR®