

# New Britain Village Square

Chalfont, PA

## Demographic Summary Report

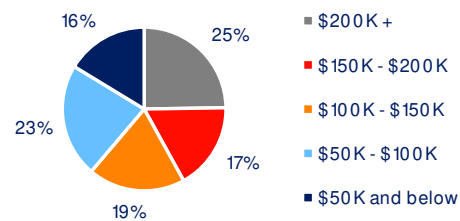
2020 Census, 2024 Estimates & 2029 Projections  
Source: Synergos Technologies, Inc

Current Year Demographics	1-Mile Radius	3-Mile Radius	5-Mile Radius	10-Min Drive
Current Population	9,160	54,297	142,213	104,270
Total Daytime Population	8,623	56,361	146,193	109,706
Workplace Population	3,722	26,229	63,413	48,877
Average Household Income	\$145,828	\$158,487	\$148,552	\$147,931
Median Household Income	\$120,622	\$127,750	\$115,196	\$114,766
Total Households	3,558	19,912	53,342	38,743
Median Home Value	\$547,270	\$564,019	\$542,957	\$532,483
College (4+)	52.0%	53.3%	50.4%	49.8%
Total Consumer Spending/Capita (Weekly)	\$529	\$529	\$518	\$524
% of Households with Children	27.9%	29.9%	29.1%	28.9%

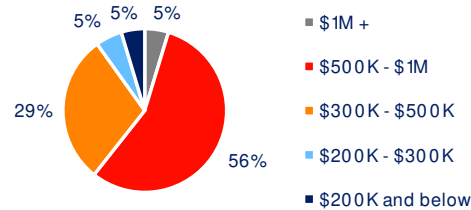
### 2029 Demographic Projections

Projected Population	9,247	55,234	145,036	106,531
Projected Annual Growth Rate	0.2%	0.3%	0.4%	0.4%
Projected Total Growth Rate (5-Yr)	0.9%	1.7%	2.0%	2.2%

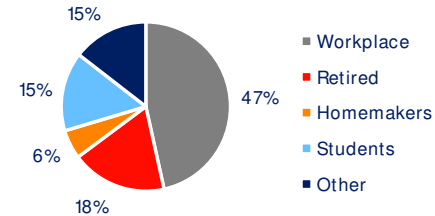
### 3-Mile Radius Section Detail



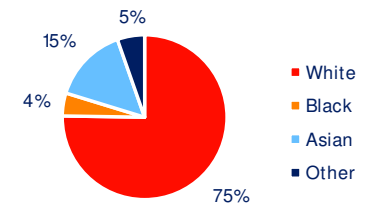
Household Income



Home Value



Daytime Population



Hispanic Origin: 3.2%

Race

