

New Centre Market

Wilmington, NC

Demographic Summary Report

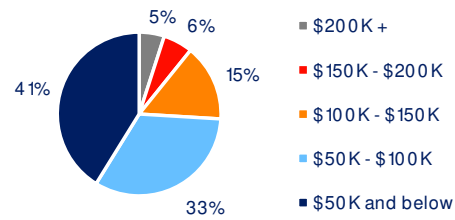
2020 Census, 2024 Estimates & 2029 Projections
Source: Synergos Technologies, Inc

Current Year Demographics	1-Mile Radius	3-Mile Radius	5-Mile Radius	10-Min Drive
Current Population	8,480	62,101	143,343	120,254
Total Daytime Population	11,871	88,595	200,094	174,993
Workplace Population	6,755	38,166	89,535	75,371
Average Household Income	\$61,391	\$78,725	\$96,980	\$93,931
Median Household Income	\$55,792	\$59,524	\$67,157	\$65,216
Total Households	4,181	27,489	63,111	53,499
Median Home Value	\$279,113	\$384,825	\$427,312	\$422,281
College (4+)	27.9%	38.3%	42.3%	41.7%
Total Consumer Spending/Capita (Weekly)	\$397	\$415	\$431	\$405
% of Households with Children	16.8%	16.8%	19.8%	18.7%

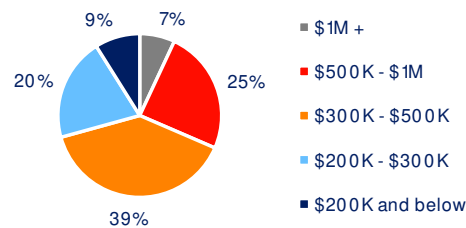
2029 Demographic Projections

Projected Population	8,438	62,912	148,451	124,251
Projected Annual Growth Rate	-0.1%	0.3%	0.7%	0.7%
Projected Total Growth Rate (5-Yr)	-0.5%	1.3%	3.6%	3.3%

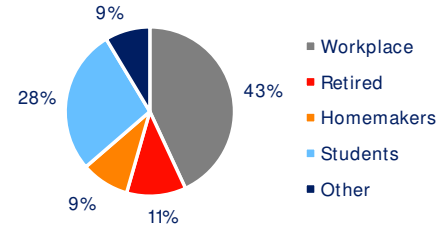
3-Mile Radius Section Detail



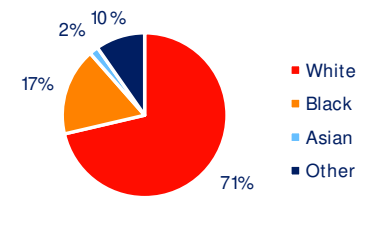
Household Income



Home Value



Daytime Population



Hispanic Origin: 9.9%
Race