

New Chastain Corners

📍 Marietta, GA

Demographic Summary Report

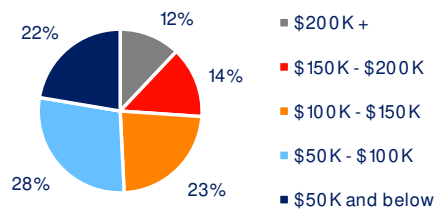
2020 Census, 2024 Estimates & 2029 Projections
Source: Synergos Technologies, Inc

Current Year Demographics	1-Mile Radius	3-Mile Radius	5-Mile Radius	10-Min Drive
Current Population	6,646	68,749	196,642	111,112
Total Daytime Population	8,284	69,648	221,113	134,839
Workplace Population	2,625	26,870	83,437	48,818
Average Household Income	\$129,434	\$115,698	\$120,394	\$115,467
Median Household Income	\$108,444	\$98,165	\$99,207	\$96,153
Total Households	2,353	25,149	74,142	42,248
Median Home Value	\$432,482	\$427,223	\$446,052	\$429,314
College (4+)	42.8%	45.5%	47.6%	45.8%
Total Consumer Spending/Capita (Weekly)	\$450	\$448	\$450	\$450
% of Households with Children	33.7%	27.7%	29.4%	27.9%

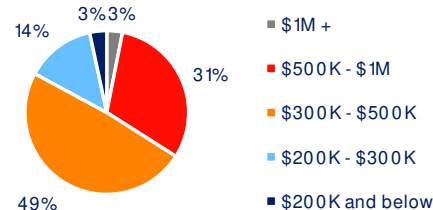
2029 Demographic Projections

Projected Population	6,969	72,118	207,195	116,860
Projected Annual Growth Rate	1.0%	1.0%	1.1%	1.0%
Projected Total Growth Rate (5-Yr)	4.9%	4.9%	5.4%	5.2%

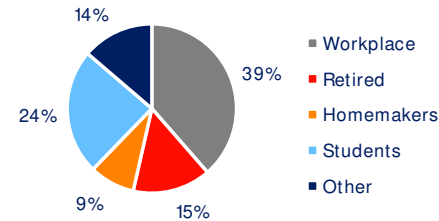
3-Mile Radius Section Detail



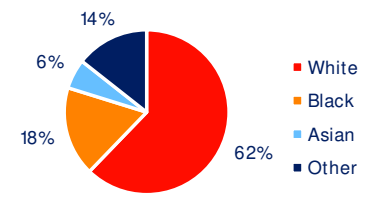
Household Income



Home Value



Daytime Population



Hispanic Origin: 11.1%
Race

BRIXMOR®