

# Normandy Square

Jacksonville, FL

## Demographic Summary Report

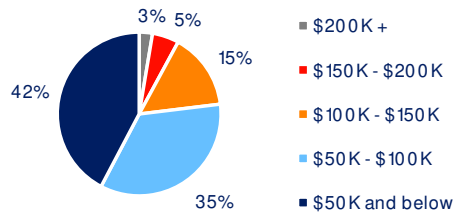
2020 Census, 2024 Estimates & 2029 Projections  
Source: Synergos Technologies, Inc

Current Year Demographics	1-Mile Radius	3-Mile Radius	5-Mile Radius	10-Min Drive
Current Population	8,213	70,069	166,433	182,103
Total Daytime Population	7,193	53,191	138,482	173,533
Workplace Population	2,748	17,471	48,455	72,313
Average Household Income	\$76,646	\$76,690	\$82,673	\$78,940
Median Household Income	\$61,554	\$58,030	\$61,454	\$59,414
Total Households	3,084	26,270	65,102	72,456
Median Home Value	\$272,877	\$245,527	\$266,635	\$259,485
College (4+)	17.3%	16.4%	21.6%	21.6%
Total Consumer Spending/Capita (Weekly)	\$414	\$404	\$409	\$403
% of Households with Children	29.4%	28.3%	25.8%	25.5%

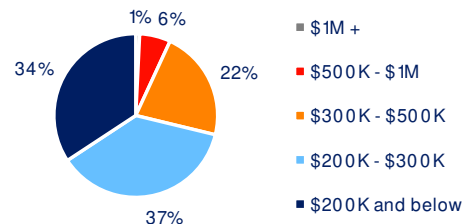
### 2029 Demographic Projections

Projected Population	8,563	70,621	169,410	183,909
Projected Annual Growth Rate	0.8%	0.2%	0.4%	0.2%
Projected Total Growth Rate (5-Yr)	4.3%	0.8%	1.8%	1.0%

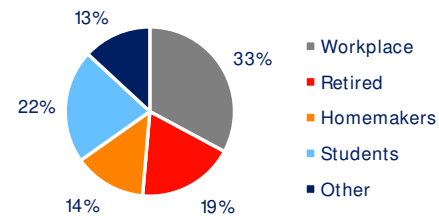
### 3-Mile Radius Section Detail



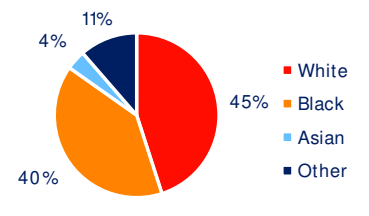
Household Income



Home Value



Daytime Population



Hispanic Origin: 9.6%  
Race

**BRIXMOR**