

North Haven Crossing

North Haven, CT

Demographic Summary Report

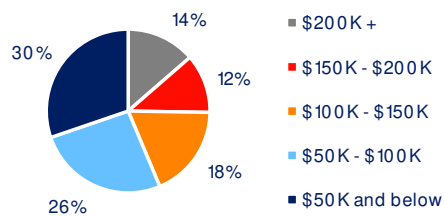
2020 Census, 2024 Estimates & 2029 Projections
Source: Synergos Technologies, Inc

Current Year Demographics	1-Mile Radius	3-Mile Radius	5-Mile Radius	10-Min Drive
Current Population	2,620	61,856	201,324	169,596
Total Daytime Population	4,828	59,268	293,193	262,130
Workplace Population	2,248	22,985	131,687	130,627
Average Household Income	\$122,817	\$114,291	\$104,843	\$103,669
Median Household Income	\$110,953	\$86,388	\$74,498	\$72,746
Total Households	1,050	26,688	79,488	68,093
Median Home Value	\$420,767	\$379,651	\$368,447	\$370,025
College (4+)	38.8%	41.7%	40.8%	41.2%
Total Consumer Spending/Capita (Weekly)	\$509	\$497	\$478	\$494
% of Households with Children	20.8%	22.8%	24.3%	23.9%

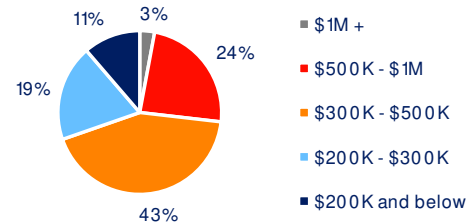
2029 Demographic Projections

Projected Population	2,677	62,456	202,727	171,205
Projected Annual Growth Rate	0.4%	0.2%	0.1%	0.2%
Projected Total Growth Rate (5-Yr)	2.2%	1.0%	0.7%	0.9%

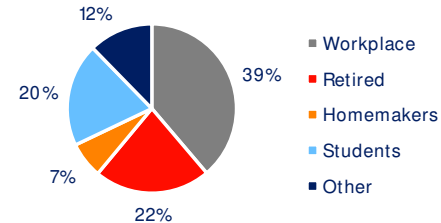
3-Mile Radius Section Detail



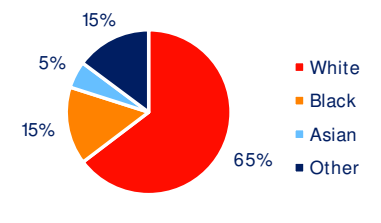
Household Income



Home Value



Daytime Population



Hispanic Origin: 17.1%
Race

BRIXMOR