

North Penn Market Place

Lansdale, PA

Demographic Summary Report

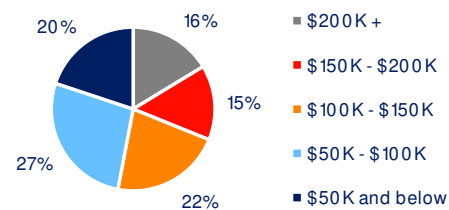
2020 Census, 2024 Estimates & 2029 Projections
Source: Synergos Technologies, Inc

Current Year Demographics	1-Mile Radius	3-Mile Radius	5-Mile Radius	10-Min Drive
Current Population	8,682	69,180	140,369	118,092
Total Daytime Population	12,795	69,474	163,423	132,857
Workplace Population	3,751	27,794	65,807	51,916
Average Household Income	\$129,284	\$138,093	\$151,559	\$147,422
Median Household Income	\$104,442	\$106,432	\$113,938	\$110,692
Total Households	3,696	27,641	54,586	46,365
Median Home Value	\$512,261	\$487,578	\$530,900	\$522,023
College (4+)	53.0%	49.8%	52.1%	51.2%
Total Consumer Spending/Capita (Weekly)	\$506	\$504	\$513	\$502
% of Households with Children	23.1%	27.0%	27.7%	28.1%

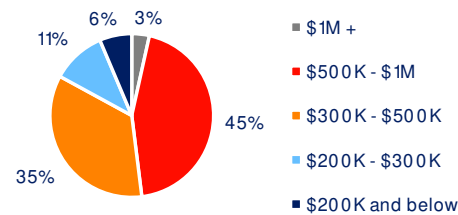
2029 Demographic Projections

Projected Population	8,641	69,572	142,473	120,015
Projected Annual Growth Rate	-0.1%	0.1%	0.3%	0.3%
Projected Total Growth Rate (5-Yr)	-0.5%	0.6%	1.5%	1.6%

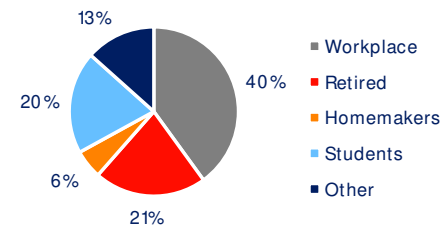
3-Mile Radius Section Detail



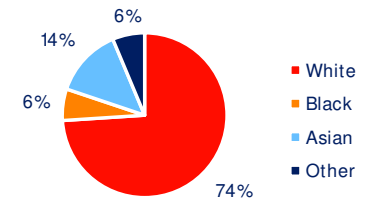
Household Income



Home Value



Daytime Population



Hispanic Origin: 4.3%
Race