

# North Ridge Shopping Center

New Rochelle, NY

## Demographic Summary Report

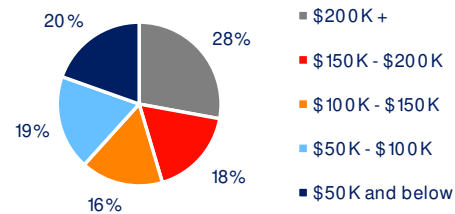
2020 Census, 2024 Estimates & 2029 Projections  
Source: Synergos Technologies, Inc

Current Year Demographics	1-Mile Radius	3-Mile Radius	5-Mile Radius	10-Min Drive
Current Population	9,919	192,981	465,990	371,627
Total Daytime Population	7,812	174,455	403,680	329,901
Workplace Population	1,529	48,504	116,749	93,785
Average Household Income	\$287,863	\$216,020	\$185,164	\$189,952
Median Household Income	\$183,919	\$134,521	\$114,850	\$116,206
Total Households	3,611	71,818	171,740	138,187
Median Home Value	\$1,119,603	\$780,943	\$719,563	\$717,492
College (4+)	74.3%	58.4%	49.2%	50.9%
Total Consumer Spending/Capita (Weekly)	\$652	\$615	\$601	\$639
% of Households with Children	37.0%	30.8%	29.3%	29.4%

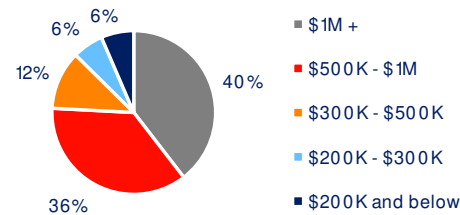
### 2029 Demographic Projections

Projected Population	9,913	197,716	470,616	376,504
Projected Annual Growth Rate	0.0%	0.5%	0.2%	0.3%
Projected Total Growth Rate (5-Yr)	-0.1%	2.5%	1.0%	1.3%

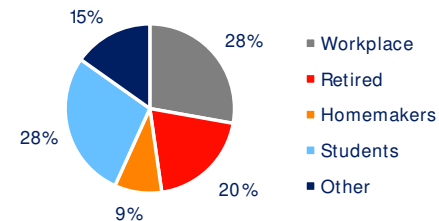
### 3-Mile Radius Section Detail



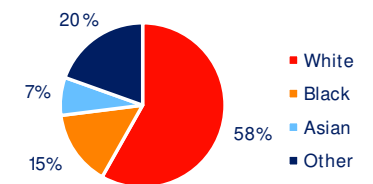
Household Income



Home Value



Daytime Population



Race  
Hispanic Origin: 20.2%