

North Ridge Shopping Center - Raleigh

Raleigh, NC

Demographic Summary Report

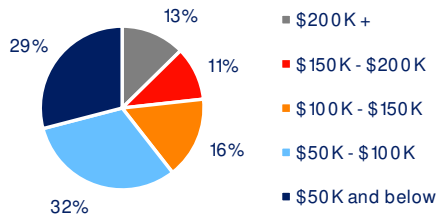
2020 Census, 2024 Estimates & 2029 Projections
Source: Synergos Technologies, Inc

Current Year Demographics	1-Mile Radius	3-Mile Radius	5-Mile Radius	10-Min Drive
Current Population	10,975	87,192	223,190	127,227
Total Daytime Population	12,272	120,660	244,423	169,070
Workplace Population	6,302	69,952	122,580	92,320
Average Household Income	\$107,550	\$115,416	\$128,414	\$118,581
Median Household Income	\$76,319	\$80,446	\$89,416	\$82,979
Total Households	5,172	39,474	96,606	56,403
Median Home Value	\$442,631	\$479,438	\$488,930	\$471,799
College (4+)	56.1%	52.9%	56.0%	53.7%
Total Consumer Spending/Capita (Weekly)	\$457	\$456	\$464	\$456
% of Households with Children	20.5%	23.5%	25.5%	24.5%

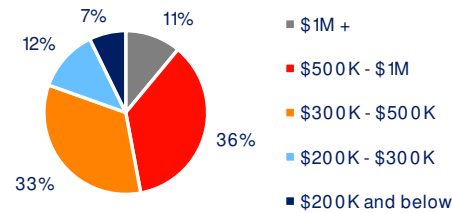
2029 Demographic Projections

Projected Population	10,695	87,661	227,575	130,195
Projected Annual Growth Rate	-0.5%	0.1%	0.4%	0.5%
Projected Total Growth Rate (5-Yr)	-2.5%	0.5%	2.0%	2.3%

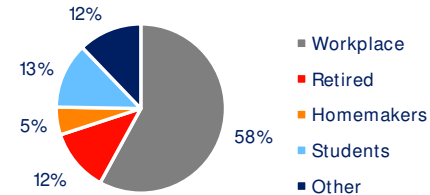
3-Mile Radius Section Detail



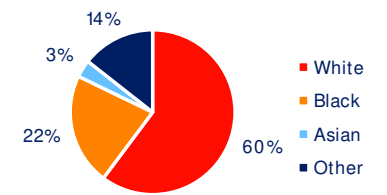
Household Income



Home Value



Daytime Population



Hispanic Origin: 13.4%
Race