

# North Riverside Plaza

North Riverside, IL

## Demographic Summary Report

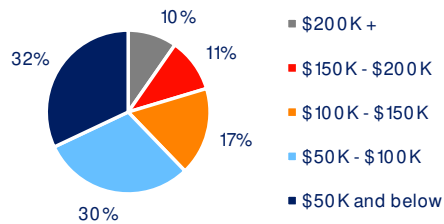
2020 Census, 2024 Estimates & 2029 Projections  
Source: Synergos Technologies, Inc

Current Year Demographics	1-Mile Radius	3-Mile Radius	5-Mile Radius	10-Min Drive
Current Population	26,917	254,959	640,855	595,053
Total Daytime Population	23,732	243,532	608,859	560,967
Workplace Population	6,775	89,778	204,761	190,957
Average Household Income	\$98,690	\$104,314	\$98,785	\$98,633
Median Household Income	\$77,426	\$77,406	\$68,873	\$69,384
Total Households	9,820	93,378	227,931	215,755
Median Home Value	\$369,264	\$339,207	\$335,408	\$337,705
College (4+)	32.9%	33.1%	27.6%	28.1%
Total Consumer Spending/Capita (Weekly)	\$480	\$476	\$472	\$483
% of Households with Children	35.3%	30.5%	29.5%	29.3%

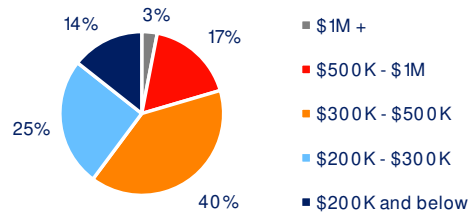
### 2029 Demographic Projections

Projected Population	26,572	251,498	630,778	586,759
Projected Annual Growth Rate	-0.3%	-0.3%	-0.3%	-0.3%
Projected Total Growth Rate (5-Yr)	-1.3%	-1.4%	-1.6%	-1.4%

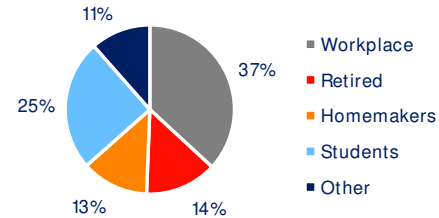
### 3-Mile Radius Section Detail



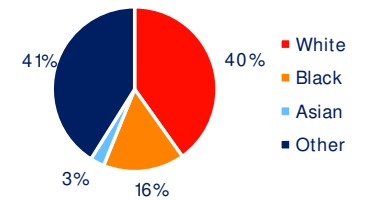
Household Income



Home Value



Daytime Population



Race

**BRIXMOR®**