

# Northeast Plaza

Atlanta, GA

## Demographic Summary Report

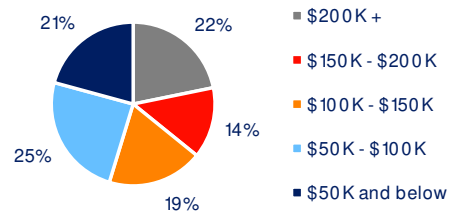
2020 Census, 2024 Estimates & 2029 Projections  
Source: Synergos Technologies, Inc

Current Year Demographics	1-Mile Radius	3-Mile Radius	5-Mile Radius	10-Min Drive
Current Population	22,114	141,423	323,892	315,515
Total Daytime Population	21,770	164,159	434,938	426,572
Workplace Population	7,970	85,840	238,934	234,781
Average Household Income	\$126,914	\$161,176	\$173,172	\$166,279
Median Household Income	\$95,262	\$111,367	\$113,244	\$111,762
Total Households	9,637	67,609	151,283	150,909
Median Home Value	\$580,052	\$689,338	\$687,518	\$664,994
College (4+)	58.0%	70.6%	71.3%	72.2%
Total Consumer Spending/Capita (Weekly)	\$439	\$459	\$463	\$450
% of Households with Children	22.0%	17.5%	19.8%	16.6%

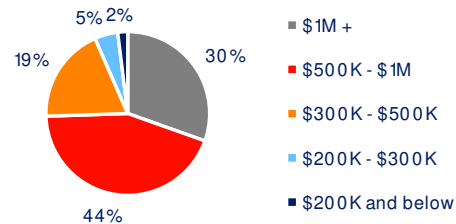
### 2029 Demographic Projections

Projected Population	21,932	145,353	337,448	333,632
Projected Annual Growth Rate	-0.2%	0.5%	0.8%	1.1%
Projected Total Growth Rate (5-Yr)	-0.8%	2.8%	4.2%	5.7%

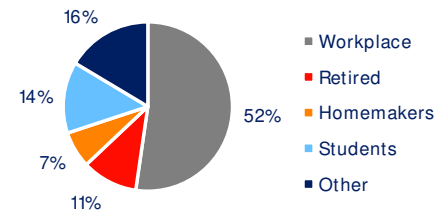
### 3-Mile Radius Section Detail



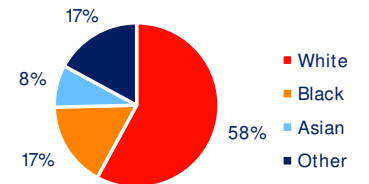
Household Income



Home Value



Daytime Population



Hispanic Origin: 17.3%  
Race

**BRIXMOR®**