

Northgate

Houston, TX

Demographic Summary Report

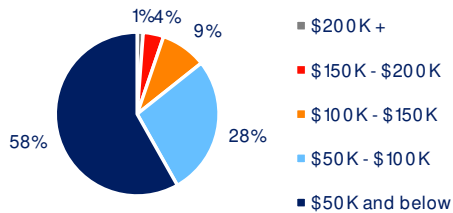
2020 Census, 2024 Estimates & 2029 Projections
Source: Synergos Technologies, Inc

Current Year Demographics	1-Mile Radius	3-Mile Radius	5-Mile Radius	10-Min Drive
Current Population	16,670	106,420	289,364	313,713
Total Daytime Population	57,493	195,168	374,564	402,991
Workplace Population	11,555	59,662	124,202	132,340
Average Household Income	\$48,256	\$56,351	\$66,367	\$68,135
Median Household Income	\$37,365	\$43,023	\$48,589	\$49,374
Total Households	5,254	33,909	88,948	100,630
Median Home Value	\$154,051	\$175,025	\$197,459	\$201,050
College (4+)	6.3%	7.8%	10.3%	12.3%
Total Consumer Spending/Capita (Weekly)	\$380	\$391	\$398	\$385
% of Households with Children	42.6%	41.2%	39.7%	37.6%

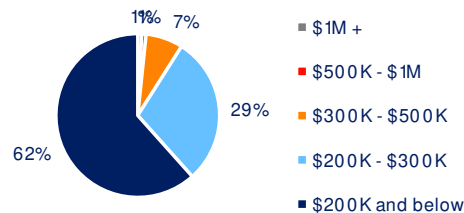
2029 Demographic Projections

Projected Population	16,695	106,242	291,358	315,955
Projected Annual Growth Rate	0.0%	0.0%	0.1%	0.1%
Projected Total Growth Rate (5-Yr)	0.1%	-0.2%	0.7%	0.7%

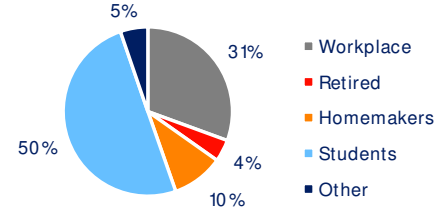
3-Mile Radius Section Detail



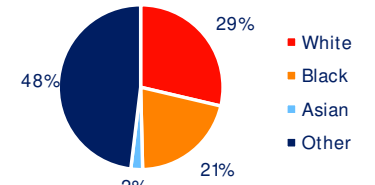
Household Income



Home Value



Daytime Population



Hispanic Origin: 70.3%

Race