

Northmall Centre

Tucson, AZ

Demographic Summary Report

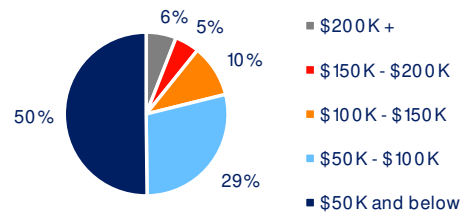
2020 Census, 2024 Estimates & 2029 Projections
Source: Synergos Technologies, Inc

Current Year Demographics	1-Mile Radius	3-Mile Radius	5-Mile Radius	10-Min Drive
Current Population	9,953	94,007	221,718	123,284
Total Daytime Population	14,451	92,636	338,253	127,876
Workplace Population	7,322	37,531	111,118	54,405
Average Household Income	\$68,159	\$74,833	\$82,444	\$78,125
Median Household Income	\$47,527	\$49,818	\$54,175	\$50,905
Total Households	4,949	43,629	99,497	56,693
Median Home Value	\$242,390	\$261,596	\$331,968	\$284,649
College (4+)	39.5%	36.1%	39.4%	36.7%
Total Consumer Spending/Capita (Weekly)	\$418	\$421	\$425	\$418
% of Households with Children	15.3%	19.5%	18.2%	19.2%

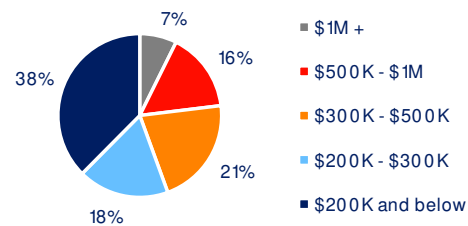
2029 Demographic Projections

Projected Population	10,038	95,825	225,441	125,582
Projected Annual Growth Rate	0.2%	0.4%	0.3%	0.4%
Projected Total Growth Rate (5-Yr)	0.9%	1.9%	1.7%	1.9%

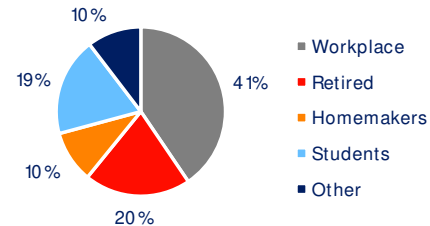
3-Mile Radius Section Detail



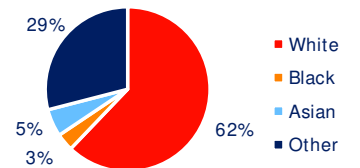
Household Income



Home Value



Daytime Population



Hispanic Origin: 34.9%
Race

BRIXMOR