

Northshore East

Houston, TX

Demographic Summary Report

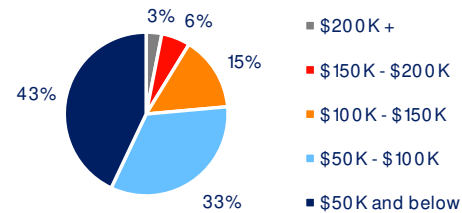
2020 Census, 2024 Estimates & 2029 Projections
Source: Synergos Technologies, Inc

Current Year Demographics	1-Mile Radius	3-Mile Radius	5-Mile Radius	10-Min Drive
Current Population	10,027	89,128	180,648	171,585
Total Daytime Population	9,690	81,631	171,545	161,595
Workplace Population	4,215	27,247	55,029	56,833
Average Household Income	\$65,447	\$73,515	\$74,525	\$73,336
Median Household Income	\$53,213	\$58,161	\$59,687	\$58,090
Total Households	2,868	27,856	55,443	53,649
Median Home Value	\$165,718	\$185,368	\$181,098	\$176,949
College (4+)	8.6%	11.3%	10.7%	11.0%
Total Consumer Spending/Capita (Weekly)	\$398	\$405	\$406	\$400
% of Households with Children	40.1%	41.5%	42.7%	40.3%

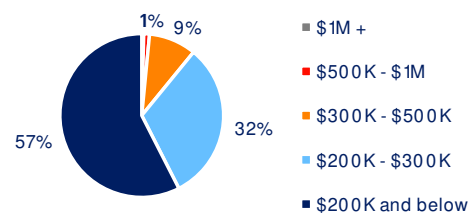
2029 Demographic Projections

Projected Population	9,834	88,838	182,348	173,088
Projected Annual Growth Rate	-0.4%	-0.1%	0.2%	0.2%
Projected Total Growth Rate (5-Yr)	-1.9%	-0.3%	0.9%	0.9%

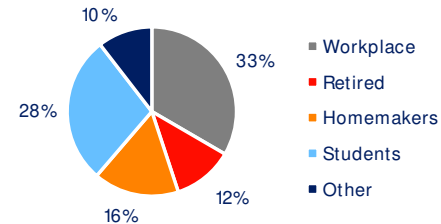
3-Mile Radius Section Detail



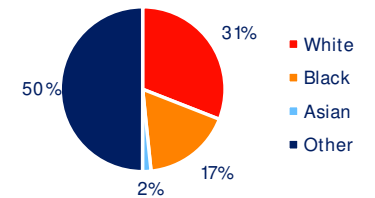
Household Income



Home Value



Daytime Population



Hispanic Origin: 71.3%
Race

BRIXMOR®