

Northtown Plaza

Houston, TX

Demographic Summary Report

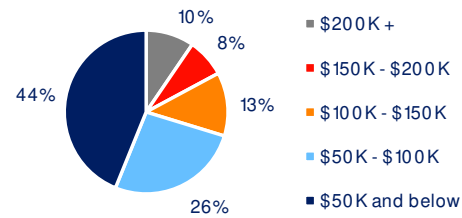
2020 Census, 2024 Estimates & 2029 Projections
Source: Synergos Technologies, Inc

Current Year Demographics	1-Mile Radius	3-Mile Radius	5-Mile Radius	10-Min Drive
Current Population	20,249	130,974	358,212	403,894
Total Daytime Population	16,676	121,416	328,357	580,878
Workplace Population	5,450	36,658	106,801	220,893
Average Household Income	\$55,142	\$98,416	\$110,417	\$113,810
Median Household Income	\$41,519	\$60,059	\$65,105	\$68,991
Total Households	6,811	44,816	129,324	152,496
Median Home Value	\$162,960	\$227,836	\$266,849	\$294,819
College (4+)	9.8%	22.4%	28.3%	32.0%
Total Consumer Spending/Capita (Weekly)	\$395	\$414	\$417	\$409
% of Households with Children	34.4%	32.2%	30.0%	26.5%

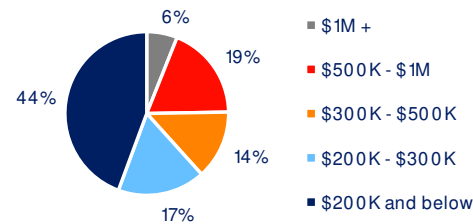
2029 Demographic Projections

Projected Population	20,003	133,618	375,210	428,330
Projected Annual Growth Rate	-0.2%	0.4%	0.9%	1.2%
Projected Total Growth Rate (5-Yr)	-1.2%	2.0%	4.7%	6.0%

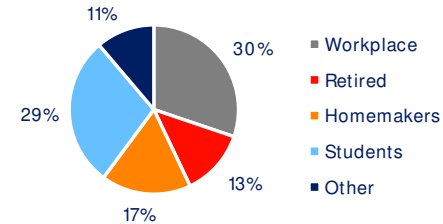
3-Mile Radius Section Detail



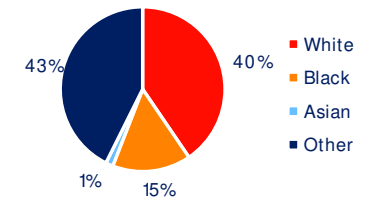
Household Income



Home Value



Daytime Population



Race