

# Ocean View Plaza

San Clemente, CA

## Demographic Summary Report

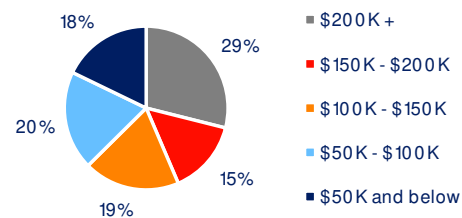
2020 Census, 2024 Estimates & 2029 Projections  
Source: Synergos Technologies, Inc

Current Year Demographics	1-Mile Radius	3-Mile Radius	5-Mile Radius	10-Min Drive
Current Population	11,618	69,282	145,170	132,892
Total Daytime Population	9,001	72,972	142,045	137,766
Workplace Population	3,285	25,738	46,605	45,450
Average Household Income	\$168,505	\$175,189	\$191,742	\$188,125
Median Household Income	\$127,923	\$130,298	\$139,674	\$136,427
Total Households	4,661	26,842	56,096	50,912
Median Home Value	\$1,398,058	\$1,406,995	\$1,443,323	\$1,422,609
College (4+)	48.5%	47.0%	50.9%	49.0%
Total Consumer Spending/Capita (Weekly)	\$530	\$528	\$532	\$529
% of Households with Children	23.7%	25.2%	25.8%	25.8%

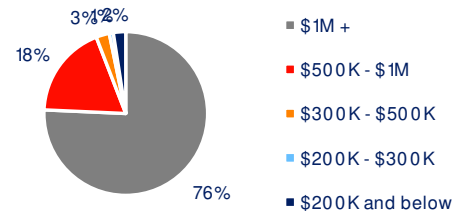
### 2029 Demographic Projections

Projected Population	11,580	69,298	145,950	133,405
Projected Annual Growth Rate	-0.1%	0.0%	0.1%	0.1%
Projected Total Growth Rate (5-Yr)	-0.3%	0.0%	0.5%	0.4%

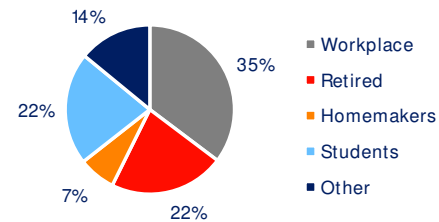
### 3-Mile Radius Section Detail



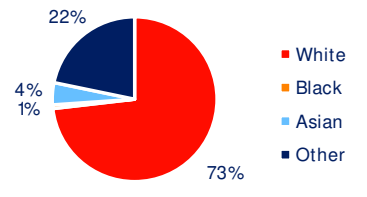
Household Income



Home Value



Daytime Population



Hispanic Origin: 22.9%  
Race

**BRIXMOR®**