

Old Bridge Gateway

Old Bridge, NJ

Demographic Summary Report

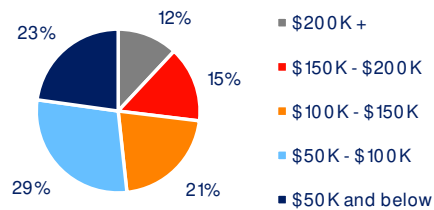
2020 Census, 2024 Estimates & 2029 Projections
Source: Synergos Technologies, Inc

Current Year Demographics	1-Mile Radius	3-Mile Radius	5-Mile Radius	10-Min Drive
Current Population	17,329	64,523	211,763	164,368
Total Daytime Population	10,561	42,248	181,769	128,877
Workplace Population	1,757	9,945	54,093	38,803
Average Household Income	\$116,445	\$117,798	\$118,143	\$115,644
Median Household Income	\$86,349	\$96,230	\$95,367	\$93,031
Total Households	6,534	24,950	76,420	60,429
Median Home Value	\$544,372	\$499,100	\$542,497	\$525,377
College (4+)	35.6%	36.1%	33.4%	33.6%
Total Consumer Spending/Capita (Weekly)	\$513	\$522	\$522	\$519
% of Households with Children	32.5%	27.4%	30.3%	30.0%

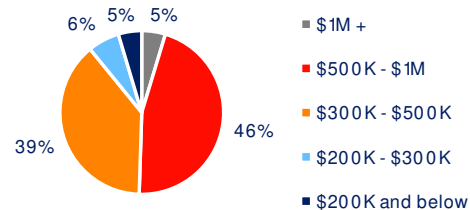
2029 Demographic Projections

Projected Population	17,753	66,897	218,256	170,061
Projected Annual Growth Rate	0.5%	0.7%	0.6%	0.7%
Projected Total Growth Rate (5-Yr)	2.4%	3.7%	3.1%	3.5%

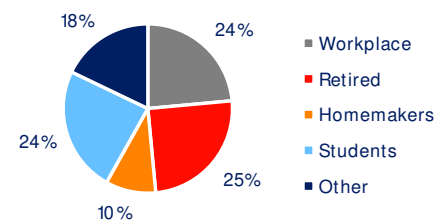
3-Mile Radius Section Detail



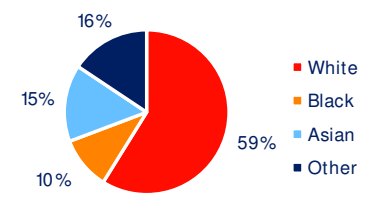
Household Income



Home Value



Daytime Population



Hispanic Origin: 18.6%
Race

BRIXMOR