

# Orange Grove

Houston, TX

# Demographic Summary Report

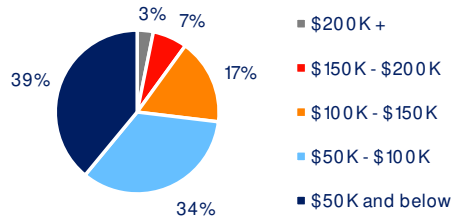
2020 Census, 2024 Estimates & 2029 Projections  
Source: Synergos Technologies, Inc

Current Year Demographics	1-Mile Radius	3-Mile Radius	5-Mile Radius	10-Min Drive
Current Population	19,829	124,437	290,322	242,944
Total Daytime Population	17,365	117,156	281,509	228,598
Workplace Population	6,855	41,120	102,904	82,972
Average Household Income	\$69,165	\$77,728	\$83,470	\$76,639
Median Household Income	\$57,046	\$63,820	\$65,844	\$61,375
Total Households	6,825	40,170	94,702	79,605
Median Home Value	\$198,564	\$225,896	\$237,576	\$225,833
College (4+)	12.8%	14.9%	17.5%	15.4%
Total Consumer Spending/Capita (Weekly)	\$400	\$411	\$417	\$405
% of Households with Children	38.1%	38.7%	36.5%	36.6%

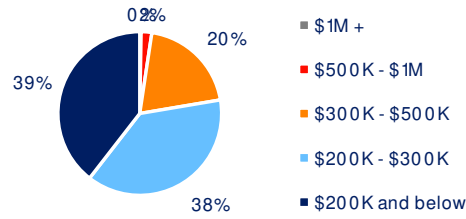
## 2029 Demographic Projections

Projected Population	19,810	123,094	287,386	240,174
Projected Annual Growth Rate	0.0%	-0.2%	-0.2%	-0.2%
Projected Total Growth Rate (5-Yr)	-0.1%	-1.1%	-1.0%	-1.1%

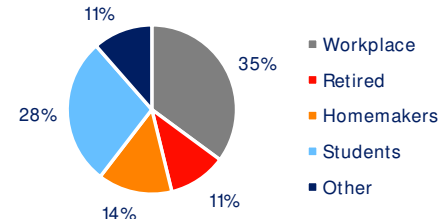
## 3-Mile Radius Section Detail



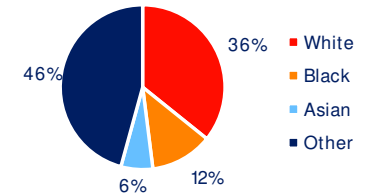
Household Income



Home Value



Daytime Population



Hispanic Origin: 69.7%

Race

