

# Pacoima Center

Pacoima, CA

## Demographic Summary Report

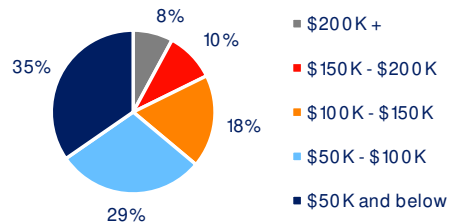
2020 Census, 2024 Estimates & 2029 Projections  
Source: Synergos Technologies, Inc

Current Year Demographics	1-Mile Radius	3-Mile Radius	5-Mile Radius	10-Min Drive
Current Population	33,034	268,521	640,217	607,537
Total Daytime Population	22,501	223,418	577,160	525,137
Workplace Population	4,477	68,848	184,834	169,612
Average Household Income	\$99,006	\$94,283	\$97,812	\$101,645
Median Household Income	\$86,729	\$73,570	\$74,145	\$76,922
Total Households	7,583	69,489	185,126	176,974
Median Home Value	\$770,879	\$761,789	\$810,182	\$821,046
College (4+)	10.2%	15.9%	20.8%	22.0%
Total Consumer Spending/Capita (Weekly)	\$477	\$472	\$474	\$478
% of Households with Children	33.6%	33.6%	31.3%	30.8%

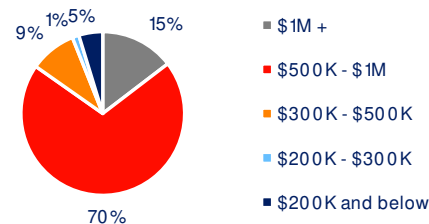
### 2029 Demographic Projections

Projected Population	33,884	274,641	656,643	622,091
Projected Annual Growth Rate	0.5%	0.5%	0.5%	0.5%
Projected Total Growth Rate (5-Yr)	2.6%	2.3%	2.6%	2.4%

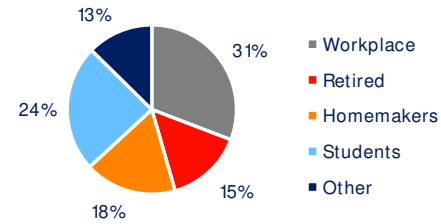
### 3-Mile Radius Section Detail



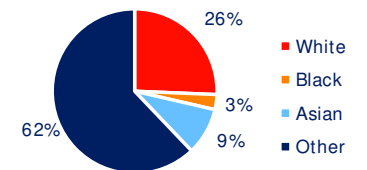
Household Income



Home Value



Daytime Population



Hispanic Origin: 75.6%  
Race

**BRIXMOR**