

# Paradise Pavilion

West Bend, WI

## Demographic Summary Report

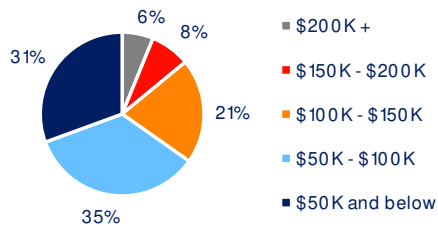
2020 Census, 2024 Estimates & 2029 Projections  
Source: Synergos Technologies, Inc

Current Year Demographics	1-Mile Radius	3-Mile Radius	5-Mile Radius	10-Min Drive
Current Population	7,085	31,666	44,658	49,090
Total Daytime Population	12,145	36,725	43,753	47,320
Workplace Population	5,654	16,759	19,436	21,151
Average Household Income	\$87,410	\$92,371	\$98,602	\$98,066
Median Household Income	\$65,894	\$76,454	\$81,275	\$82,114
Total Households	3,085	13,705	18,912	20,874
Median Home Value	\$325,205	\$299,491	\$325,894	\$326,059
College (4+)	30.8%	29.7%	31.1%	30.7%
Total Consumer Spending/Capita (Weekly)	\$424	\$428	\$432	\$426
% of Households with Children	32.8%	26.6%	25.9%	25.5%

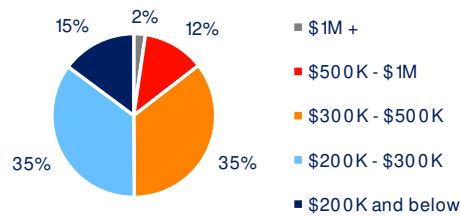
### 2029 Demographic Projections

Projected Population	7,238	32,355	45,828	50,631
Projected Annual Growth Rate	0.4%	0.4%	0.5%	0.6%
Projected Total Growth Rate (5-Yr)	2.2%	2.2%	2.6%	3.1%

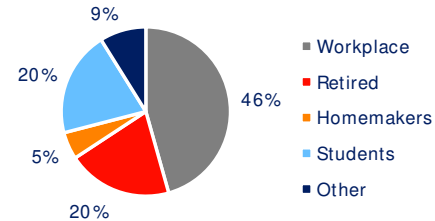
### 3-Mile Radius Section Detail



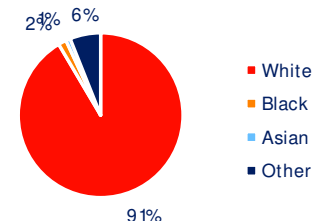
Household Income



Home Value



Daytime Population



Hispanic Origin: 4.2%

Race

