

Park Hills Plaza

Altoona, PA

Demographic Summary Report

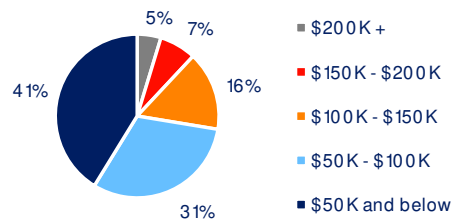
2020 Census, 2024 Estimates & 2029 Projections
Source: Synergos Technologies, Inc

Current Year Demographics	1-Mile Radius	3-Mile Radius	5-Mile Radius	10-Min Drive
Current Population	5,530	34,912	72,056	71,445
Total Daytime Population	7,569	46,881	84,037	82,646
Workplace Population	4,987	22,537	35,785	35,698
Average Household Income	\$84,607	\$83,221	\$80,665	\$80,535
Median Household Income	\$62,664	\$60,640	\$58,837	\$58,625
Total Households	2,495	15,085	30,577	30,442
Median Home Value	\$185,992	\$168,387	\$153,262	\$152,349
College (4+)	27.8%	27.2%	25.1%	25.1%
Total Consumer Spending/Capita (Weekly)	\$417	\$415	\$413	\$414
% of Households with Children	18.1%	21.2%	23.8%	24.2%

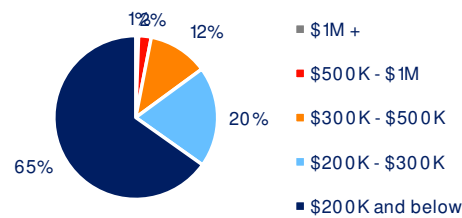
2029 Demographic Projections

Projected Population	5,557	34,987	72,218	71,594
Projected Annual Growth Rate	0.1%	0.0%	0.0%	0.0%
Projected Total Growth Rate (5-Yr)	0.5%	0.2%	0.2%	0.2%

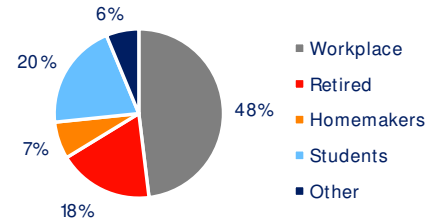
3-Mile Radius Section Detail



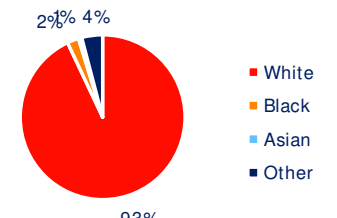
Household Income



Home Value



Daytime Population



Race
Hispanic Origin: 1.7%