

Park Plaza

Douglasville, GA

Demographic Summary Report

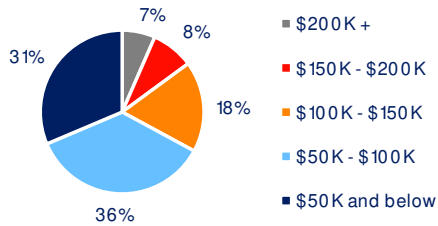
2020 Census, 2024 Estimates & 2029 Projections
Source: Synergos Technologies, Inc

Current Year Demographics	1-Mile Radius	3-Mile Radius	5-Mile Radius	10-Min Drive
Current Population	6,723	38,660	84,096	70,199
Total Daytime Population	7,659	36,548	69,647	61,906
Workplace Population	2,949	12,775	18,591	18,119
Average Household Income	\$78,240	\$89,232	\$93,524	\$90,557
Median Household Income	\$68,955	\$72,998	\$77,306	\$74,586
Total Households	2,768	13,922	29,036	24,660
Median Home Value	\$275,033	\$287,285	\$293,599	\$285,365
College (4+)	28.9%	27.8%	28.7%	28.4%
Total Consumer Spending/Capita (Weekly)	\$414	\$425	\$425	\$420
% of Households with Children	28.9%	31.2%	32.8%	31.7%

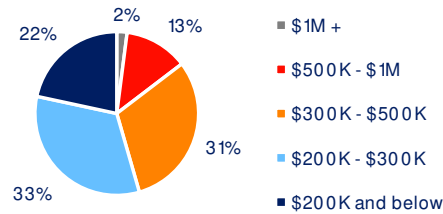
2029 Demographic Projections

Projected Population	7,125	41,200	89,916	75,259
Projected Annual Growth Rate	1.2%	1.3%	1.3%	1.4%
Projected Total Growth Rate (5-Yr)	6.0%	6.6%	6.9%	7.2%

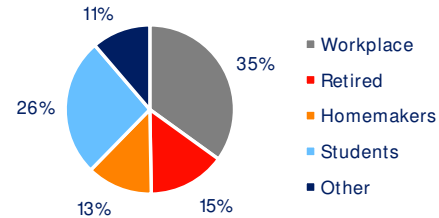
3-Mile Radius Section Detail



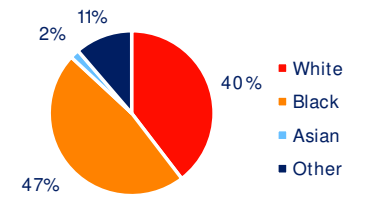
Household Income



Home Value



Daytime Population



Race

