

# Park Shore Plaza

Naples, FL

## Demographic Summary Report

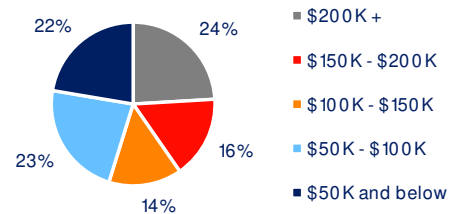
2020 Census, 2024 Estimates & 2029 Projections  
Source: Synergos Technologies, Inc

Current Year Demographics	1-Mile Radius	3-Mile Radius	5-Mile Radius	10-Min Drive
Current Population	7,910	38,484	91,014	63,109
Total Daytime Population	13,773	59,680	146,549	118,704
Workplace Population	6,720	29,969	76,463	66,747
Average Household Income	\$215,094	\$206,062	\$181,172	\$190,802
Median Household Income	\$114,234	\$114,131	\$102,938	\$103,271
Total Households	3,894	19,285	43,690	31,156
Median Home Value	\$688,467	\$804,730	\$755,731	\$781,816
College (4+)	53.4%	56.7%	51.3%	53.4%
Total Consumer Spending/Capita (Weekly)	\$489	\$494	\$486	\$500
% of Households with Children	11.6%	11.6%	14.0%	11.7%

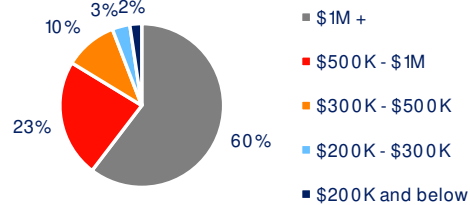
### 2029 Demographic Projections

Projected Population	7,509	36,834	87,952	60,205
Projected Annual Growth Rate	-1.0%	-0.9%	-0.7%	-0.9%
Projected Total Growth Rate (5-Yr)	-5.1%	-4.3%	-3.4%	-4.6%

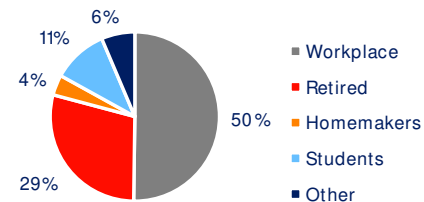
### 3-Mile Radius Section Detail



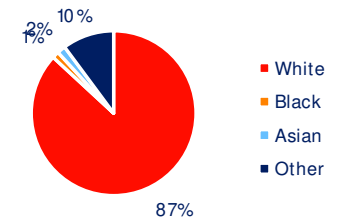
Household Income



Home Value



Daytime Population



Hispanic Origin: 11.7%  
Race

**BRIXMOR®**