

Parktown

Deer Park, TX

Demographic Summary Report

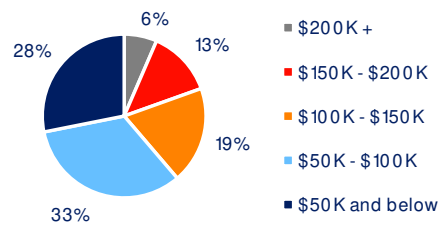
2020 Census, 2024 Estimates & 2029 Projections
Source: Synergos Technologies, Inc

Current Year Demographics	1-Mile Radius	3-Mile Radius	5-Mile Radius	10-Min Drive
Current Population	16,174	83,680	175,826	117,131
Total Daytime Population	17,436	130,288	220,635	169,086
Workplace Population	8,581	42,350	77,578	57,197
Average Household Income	\$103,139	\$100,055	\$99,546	\$102,223
Median Household Income	\$82,845	\$79,998	\$74,841	\$78,245
Total Households	5,859	29,182	60,394	40,441
Median Home Value	\$259,935	\$258,853	\$244,371	\$250,365
College (4+)	21.5%	20.4%	18.6%	19.4%
Total Consumer Spending/Capita (Weekly)	\$430	\$428	\$424	\$428
% of Households with Children	25.7%	32.0%	32.6%	32.3%

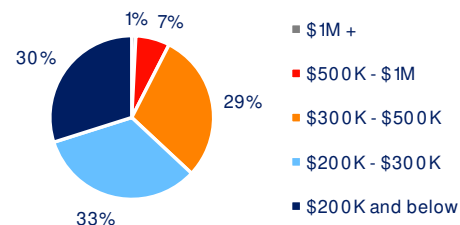
2029 Demographic Projections

Projected Population	15,846	84,250	175,990	117,656
Projected Annual Growth Rate	-0.4%	0.1%	0.0%	0.1%
Projected Total Growth Rate (5-Yr)	-2.0%	0.7%	0.1%	0.4%

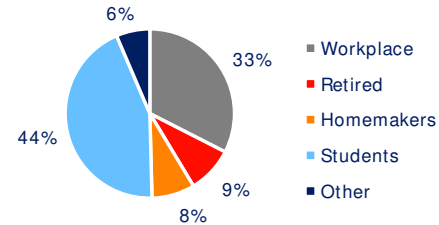
3-Mile Radius Section Detail



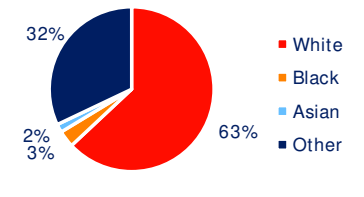
Household Income



Home Value



Daytime Population



Hispanic Origin: 48.8%
Race

BRIXMOR