

Parkway Plaza - Carle Place

Carle Place, NY

Demographic Summary Report

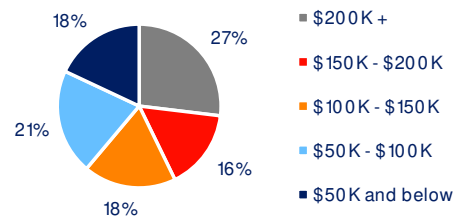
2020 Census, 2024 Estimates & 2029 Projections
Source: Synergos Technologies, Inc

Current Year Demographics	1-Mile Radius	3-Mile Radius	5-Mile Radius	10-Min Drive
Current Population	17,521	165,598	464,465	360,908
Total Daytime Population	34,917	274,681	612,452	497,960
Workplace Population	15,476	117,576	256,867	213,124
Average Household Income	\$178,353	\$178,395	\$183,739	\$182,427
Median Household Income	\$142,292	\$127,860	\$138,506	\$136,776
Total Households	6,647	52,183	143,081	112,116
Median Home Value	\$844,128	\$816,214	\$786,584	\$797,088
College (4+)	53.6%	45.3%	45.8%	45.8%
Total Consumer Spending/Capita (Weekly)	\$676	\$656	\$664	\$677
% of Households with Children	27.1%	31.3%	31.7%	31.9%

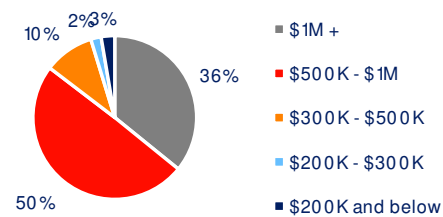
2029 Demographic Projections

Projected Population	17,559	165,319	462,875	360,349
Projected Annual Growth Rate	0.0%	0.0%	-0.1%	0.0%
Projected Total Growth Rate (5-Yr)	0.2%	-0.2%	-0.3%	-0.2%

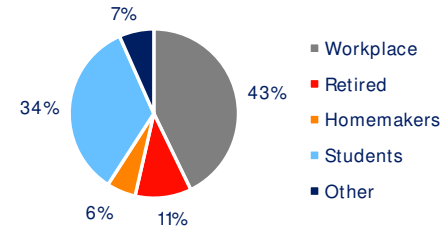
3-Mile Radius Section Detail



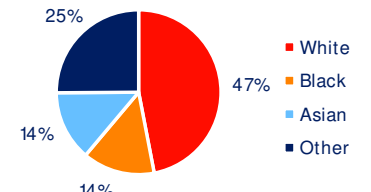
Household Income



Home Value



Daytime Population



Race

BRIXMOR®