

Royal Oaks Village

Houston, TX

Demographic Summary Report

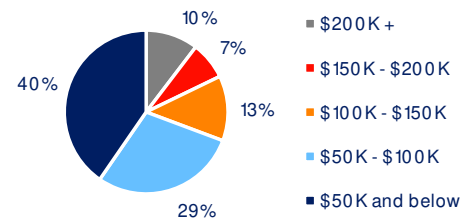
2020 Census, 2024 Estimates & 2029 Projections
Source: Synergos Technologies, Inc

Current Year Demographics	1-Mile Radius	3-Mile Radius	5-Mile Radius	10-Min Drive
Current Population	28,659	200,426	486,324	306,146
Total Daytime Population	25,466	217,808	521,802	330,214
Workplace Population	12,781	96,958	225,016	144,479
Average Household Income	\$101,226	\$98,320	\$98,580	\$94,711
Median Household Income	\$71,339	\$62,818	\$61,475	\$60,746
Total Households	13,096	82,432	188,772	123,669
Median Home Value	\$426,333	\$334,858	\$291,578	\$303,777
College (4+)	47.1%	43.1%	38.0%	40.2%
Total Consumer Spending/Capita (Weekly)	\$422	\$424	\$422	\$421
% of Households with Children	24.9%	27.7%	28.9%	28.6%

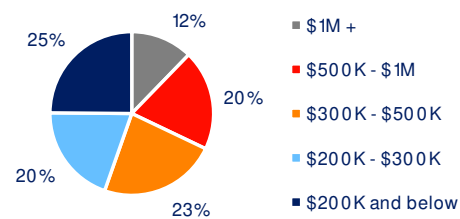
2029 Demographic Projections

Projected Population	28,215	199,485	483,560	304,020
Projected Annual Growth Rate	-0.3%	-0.1%	-0.1%	-0.1%
Projected Total Growth Rate (5-Yr)	-1.5%	-0.5%	-0.6%	-0.7%

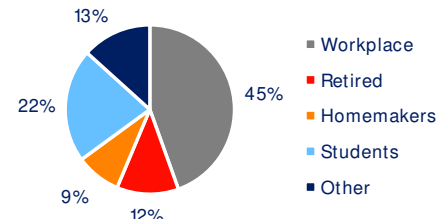
3-Mile Radius Section Detail



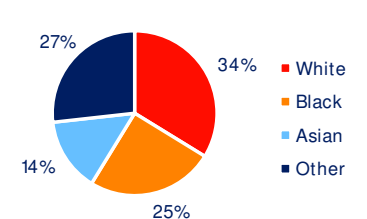
Household Income



Home Value



Daytime Population



Hispanic Origin: 31.3%
Race

BRIXMOR