

Parkway Plaza - Hamden

Hamden, CT

Demographic Summary Report

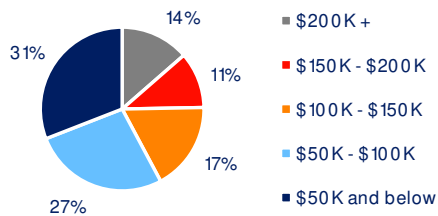
2020 Census, 2024 Estimates & 2029 Projections
Source: Synergos Technologies, Inc

Current Year Demographics	1-Mile Radius	3-Mile Radius	5-Mile Radius	10-Min Drive
Current Population	13,366	82,784	219,602	185,005
Total Daytime Population	11,600	93,423	316,042	297,576
Workplace Population	3,528	28,256	141,947	138,037
Average Household Income	\$108,850	\$117,589	\$103,645	\$104,204
Median Household Income	\$86,087	\$82,525	\$71,825	\$71,901
Total Households	6,067	33,362	85,955	72,721
Median Home Value	\$337,285	\$355,096	\$361,333	\$360,342
College (4+)	51.9%	48.5%	41.0%	43.8%
Total Consumer Spending/Capita (Weekly)	\$493	\$487	\$476	\$490
% of Households with Children	29.2%	26.2%	24.9%	24.8%

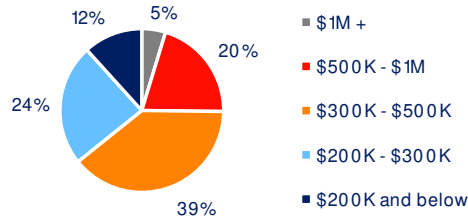
2029 Demographic Projections

Projected Population	13,522	83,303	220,837	185,672
Projected Annual Growth Rate	0.2%	0.1%	0.1%	0.1%
Projected Total Growth Rate (5-Yr)	1.2%	0.6%	0.6%	0.4%

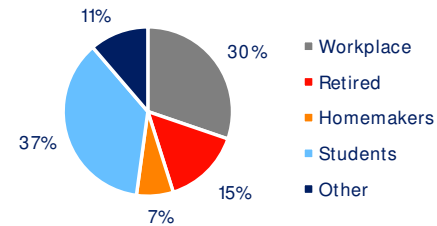
3-Mile Radius Section Detail



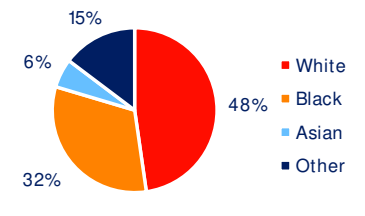
Household Income



Home Value



Daytime Population



Hispanic Origin: 15.4%
Race