

Parkway Plaza - Vestal

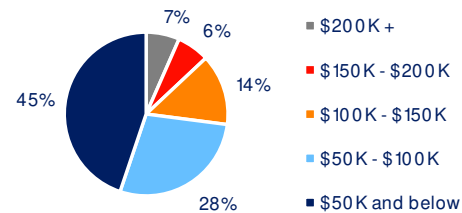
Vestal, NY

Demographic Summary Report

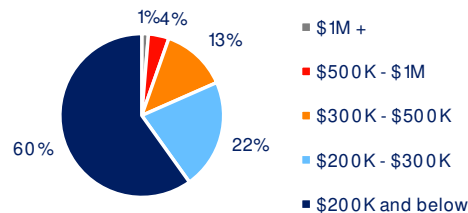
2020 Census, 2024 Estimates & 2029 Projections
Source: Synergos Technologies, Inc

| Current Year Demographics | 1-Mile Radius | 3-Mile Radius | 5-Mile Radius | 10-Min Drive |
|-----------------------------------------|---------------|---------------|---------------|--------------|
| Current Population | 4,565 | 55,761 | 117,027 | 106,621 |
| Total Daytime Population | 7,268 | 78,184 | 141,699 | 134,294 |
| Workplace Population | 4,289 | 26,446 | 49,683 | 48,119 |
| Average Household Income | \$124,665 | \$83,443 | \$82,466 | \$79,477 |
| Median Household Income | \$66,780 | \$56,647 | \$56,595 | \$53,995 |
| Total Households | 1,795 | 20,986 | 48,519 | 44,043 |
| Median Home Value | \$288,758 | \$173,084 | \$167,014 | \$162,004 |
| College (4+) | 53.0% | 36.5% | 35.3% | 34.4% |
| Total Consumer Spending/Capita (Weekly) | \$434 | \$418 | \$418 | \$415 |
| % of Households with Children | 21.8% | 21.1% | 19.8% | 19.9% |
| 2029 Demographic Projections | | | | |
| Projected Population | 4,508 | 55,439 | 116,321 | 105,988 |
| Projected Annual Growth Rate | -0.3% | -0.1% | -0.1% | -0.1% |
| Projected Total Growth Rate (5-Yr) | -1.3% | -0.6% | -0.6% | -0.6% |

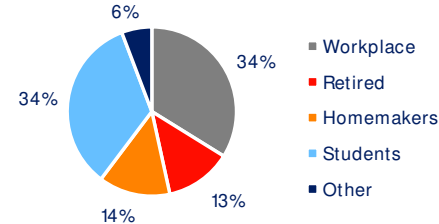
3-Mile Radius Section Detail



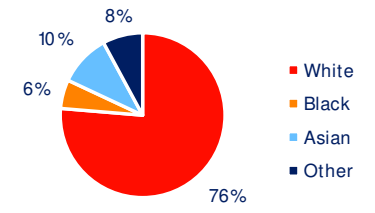
Household Income



Home Value



Daytime Population



Hispanic Origin: 5.4%
Race

BRIXMOR®