

Pavilions at Eastlake

Marietta, GA

Demographic Summary Report

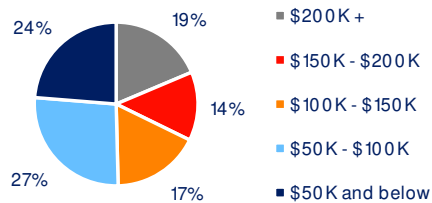
2020 Census, 2024 Estimates & 2029 Projections
Source: Synergos Technologies, Inc

Current Year Demographics	1-Mile Radius	3-Mile Radius	5-Mile Radius	10-Min Drive
Current Population	9,983	76,888	197,902	162,529
Total Daytime Population	10,380	79,952	264,110	236,141
Workplace Population	2,595	26,401	120,373	115,215
Average Household Income	\$112,914	\$131,285	\$136,039	\$126,294
Median Household Income	\$83,041	\$98,994	\$100,129	\$94,000
Total Households	4,338	29,239	77,617	66,181
Median Home Value	\$541,929	\$541,271	\$557,488	\$533,216
College (4+)	56.6%	54.1%	55.6%	54.3%
Total Consumer Spending/Capita (Weekly)	\$443	\$458	\$458	\$449
% of Households with Children	21.3%	27.9%	28.8%	26.4%

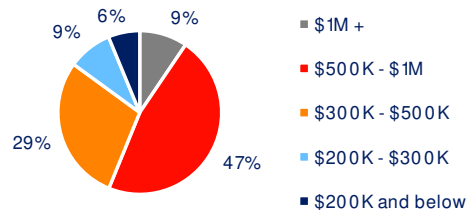
2029 Demographic Projections

Projected Population	10,148	78,499	204,332	168,606
Projected Annual Growth Rate	0.3%	0.4%	0.6%	0.7%
Projected Total Growth Rate (5-Yr)	1.6%	2.1%	3.2%	3.7%

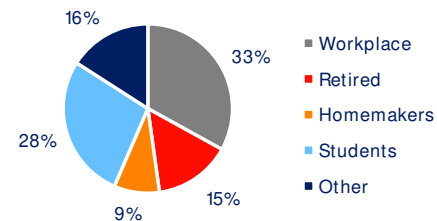
3-Mile Radius Section Detail



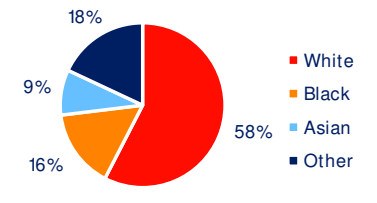
Household Income



Home Value



Daytime Population



Hispanic Origin: 14.6%
Race