

# Rutland Plaza - St. Petersburg

St. Petersburg, FL

## Demographic Summary Report

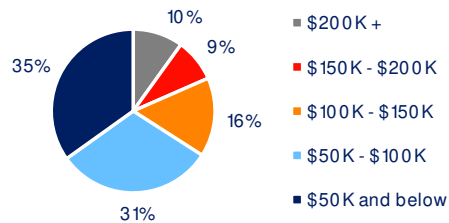
2020 Census, 2024 Estimates & 2029 Projections  
Source: Synergos Technologies, Inc

Current Year Demographics	1-Mile Radius	3-Mile Radius	5-Mile Radius	10-Min Drive
Current Population	16,642	106,642	240,525	211,491
Total Daytime Population	14,993	92,706	258,076	232,805
Workplace Population	3,366	33,571	117,943	109,576
Average Household Income	\$100,386	\$104,849	\$102,789	\$103,982
Median Household Income	\$77,093	\$70,233	\$72,798	\$72,484
Total Households	7,580	49,630	113,739	101,062
Median Home Value	\$372,785	\$363,811	\$373,720	\$368,941
College (4+)	34.1%	36.4%	37.4%	38.3%
Total Consumer Spending/Capita (Weekly)	\$435	\$437	\$435	\$432
% of Households with Children	18.3%	18.0%	17.3%	16.7%

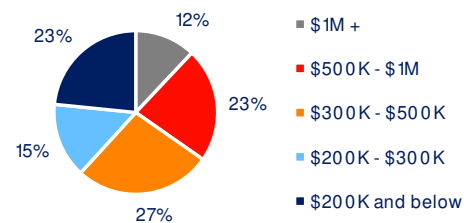
### 2029 Demographic Projections

Projected Population	16,408	106,262	244,454	215,368
Projected Annual Growth Rate	-0.3%	-0.1%	0.3%	0.4%
Projected Total Growth Rate (5-Yr)	-1.4%	-0.4%	1.6%	1.8%

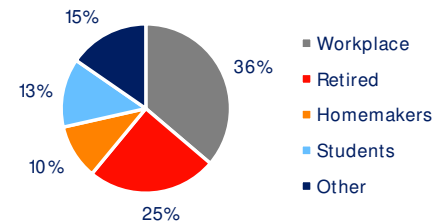
### 3-Mile Radius Section Detail



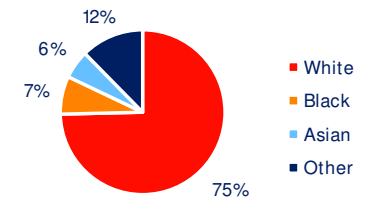
Household Income



Home Value



Daytime Population



Hispanic Origin: 11.2%  
Race

**BRIXMOR**