

Pawleys Island Plaza

Pawleys Island, SC

Demographic Summary Report

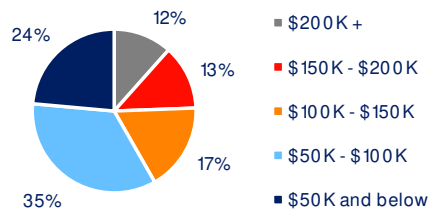
2020 Census, 2024 Estimates & 2029 Projections
Source: Synergos Technologies, Inc

Current Year Demographics	1-Mile Radius	3-Mile Radius	5-Mile Radius	10-Min Drive
Current Population	3,139	13,734	18,535	17,832
Total Daytime Population	4,846	14,194	18,871	18,474
Workplace Population	1,619	3,550	4,676	4,582
Average Household Income	\$101,200	\$117,536	\$120,178	\$117,077
Median Household Income	\$72,672	\$82,323	\$83,469	\$81,924
Total Households	1,459	6,263	8,546	8,248
Median Home Value	\$443,814	\$522,569	\$571,120	\$565,965
College (4+)	42.4%	46.6%	51.0%	50.3%
Total Consumer Spending/Capita (Weekly)	\$443	\$455	\$456	\$453
% of Households with Children	16.0%	17.1%	14.2%	14.2%

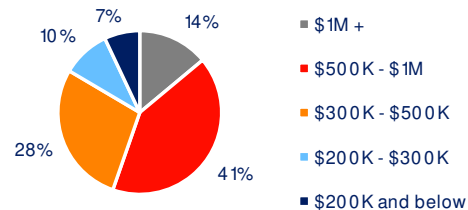
2029 Demographic Projections

Projected Population	3,360	14,563	19,641	18,930
Projected Annual Growth Rate	1.4%	1.2%	1.2%	1.2%
Projected Total Growth Rate (5-Yr)	7.0%	6.0%	6.0%	6.2%

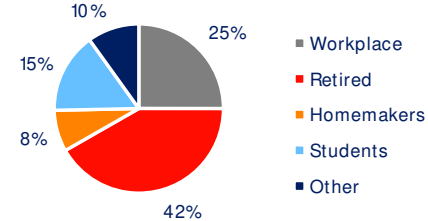
3-Mile Radius Section Detail



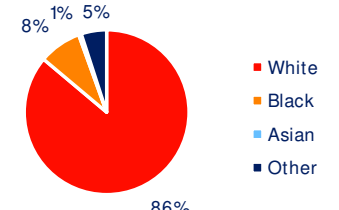
Household Income



Home Value



Daytime Population



Hispanic Origin: 3.3%
Race

BRIXMOR